




Club Health Assessment for District LD 1 through January 2026

| | | | Status | Membership | | | | | | Reports | | | | Finance | LCIF | |
|-------------------------------|--|--------------|-------------------------------------|-------------------------|-------------------|---------------------|---------------------|-------------------------|---------------------------------------|--------------------------------|--------------------------------|---------------------------------|-------------------|--------------------------------------|-----------------|---------------|
| Club Number | Club Name | Charter Date | Times in Status Quo in Past 2 Years | Current Member Count ** | YTD Members Added | YTD Members Dropped | YTD Net Growth% *** | Member Count 1 Year Ago | Dropped Members Avg.Length of Service | Months Since Membership Update | Current Officers Reported **** | Current President Repeated Term | VP Reported ***** | Last Date Reported Service (mm/yyyy) | Account Balance | YTD Donations |
| Clubs less than two years old | | | | | | | | | | | | | | | | |
| 182419 | Ampère | 05/28/2025 | Active | 18 | 0 | 11 | -37.93% | 0 | 0 | 1 | Y | 2 | N | | | |
| 171598 | Francisco Beltrao Especial-Autista | 06/06/2024 | Active(3) | 14 | 1 | 12 | -44.00% | 25 | 1 | 0 | Y | | IP | 01/2026 | | |
| Clubs more than two years old | | | | | | | | | | | | | | | | |
| 16702 | ASSIS CHATEAUBRIAND Exc Award (06/30/2017, 06/30/2020, 06/30/2023) | 04/12/1970 | Active | 59 | 1 | 1 | 0.00% | 59 | 34 | 2 | Y | | N | 01/2026 | | \$1,178.64 |
| 139773 | Barracão Mulher Exc Award (06/30/2020, 06/30/2021, 06/30/2023) | 09/25/2019 | Active | 39 | 0 | 0 | 0.00% | 36 | | 5 | Y | | N | 12/2025 | | |
| 127838 | Capitao Leonidas Marques Exc Award (06/30/2023) | 06/09/2016 | Active | 23 | 0 | 1 | -4.17% | 27 | 1 | 3 | Y | | R | 06/2025 | | |
| 36326 | CASCAVEL Exc Award (06/30/2017, 06/30/2022) | 12/07/1978 | Active | 19 | 3 | 4 | -5.00% | 19 | 8 | 1 | Y | 2 | | 12/2025 | | \$999.90 |
| 115471 | CASCAVEL SERVIÇOS Exc Award (06/30/2016, 06/30/2017, 06/30/2023) | 11/01/2011 | Active | 31 | 10 | 1 | 40.91% | 21 | 16 | 0 | N | None | | 05/2025 | | |
| 16706 | CASTRO Exc Award (06/30/2023) | 06/17/1956 | Active | 14 | 0 | 0 | 0.00% | 14 | | 19 | Y | | N | 02/2025 | | \$25.00 |
| 16707 | CLEVELANDIA Exc Award (06/30/2020, 06/30/2021, 06/30/2023) | 06/15/1964 | Active | 27 | 0 | 5 | -15.63% | 27 | 13 | 0 | Y | | N | 12/2025 | | |
| 43888 | CORONEL VIVIDA Exc Award (06/30/2017, 06/30/2023) | 05/24/1984 | Active | 40 | 2 | 1 | 2.56% | 39 | 8 | 2 | Y | | | 12/2025 | | |
| 145907 | Coronel Vivida Primavera | 04/20/2021 | Active(2) | 15 | 0 | 3 | -16.67% | 20 | 3 | 1 | Y | | N | 11/2023 | | \$1,003.59 |
| 16712 | CURITIBA BATEL Exc Award (06/30/2017, 06/30/2021, 06/30/2022, 06/30/2023) | 10/15/1959 | Active | 106 | 10 | 5 | 4.95% | 95 | 5 | 0 | Y | 3 | R | 01/2026 | | \$4,353.30 |
| 16708 | CURITIBA BOM RETIRO Exc Award (06/30/2021) | 11/18/1969 | Active | 16 | 0 | 0 | 0.00% | 16 | | 13 | N | | | 04/2024 | | |
| 39966 | CURITIBA C POLITECNICO Exc Award (06/30/2023) | 05/29/1981 | Active | 20 | 4 | 4 | 0.00% | 20 | 13 | 3 | Y | | N | 09/2025 | 90+ Days | |
| 16710 | CURITIBA CENTRO | 04/23/1953 | Active(2) | 19 | 0 | 0 | 0.00% | 17 | | 7 | N | None | | 06/2024 | | |




Club Health Assessment for District LD 1 through January 2026

|  | | | Status | Membership | | | | | | Reports | | | | Finance | LCIF | |
|--|---------------------------------|--------------|-------------------------------------|-------------------------|-------------------|---------------------|---------------------|-------------------------|---------------------------------------|--------------------------------|--------------------------------|---------------------------------|-------------------|--------------------------------------|-----------------|---------------|
| Club Number | Club Name | Charter Date | Times in Status Quo in Past 2 Years | Current Member Count ** | YTD Members Added | YTD Members Dropped | YTD Net Growth% *** | Member Count 1 Year Ago | Dropped Members Avg.Length of Service | Months Since Membership Update | Current Officers Reported **** | Current President Repeated Term | VP Reported ***** | Last Date Reported Service (mm/yyyy) | Account Balance | YTD Donations |
| Exc Award (06/30/2016, 06/30/2017) | | | Active | 26 | 0 | 2 | -7.14% | 29 | 7 | 6 | Y | | | 12/2025 | | \$1,052.93 |
| 59643 | CURITIBA JARDIM SOCIAL | 06/12/1997 | | | | | | | | | | | | | | |
| Exc Award (06/30/2017, 06/30/2018, 06/30/2023) | | | Active(2) | 18 | 0 | 0 | 0.00% | 18 | | 7 | Y | 2 | R | 12/2025 | | |
| 16715 | CURITIBA PORTAO | 08/05/1966 | | | | | | | | | | | | | | |
| Exc Award (06/30/2018, 06/30/2021) | | | Active | 68 | 0 | 2 | -2.86% | 70 | 5 | 3 | Y | | N | 11/2025 | | \$1,000.00 |
| 16716 | DOIS VIZINHOS | 06/01/1969 | | | | | | | | | | | | | | |
| Exc Award (06/30/2016, 06/30/2020, 06/30/2021, 06/30/2022) | | | Active | 33 | 0 | 2 | -5.71% | 31 | 1 | 5 | Y | | N | 11/2025 | | |
| 66779 | ENTRE RIOS DO OESTE | 10/31/2002 | | | | | | | | | | | | | | |
| Exc Award (06/30/2016, 06/30/2023) | | | Active | 38 | 0 | 5 | -11.63% | 40 | 2 | 2 | Y | | N | 10/2025 | | \$2,015.85 |
| 16718 | FOZ DO IGUACU CATARATAS | 06/11/1956 | | | | | | | | | | | | | | |
| Exc Award (06/30/2017, 06/30/2019, 06/30/2021, 06/30/2023) | | | Active | 25 | 0 | 1 | -3.85% | 25 | 48 | 4 | Y | | N | 09/2024 | | |
| 30364 | FOZ DO IGUACU ITAIPU | 03/14/1975 | | | | | | | | | | | | | | |
| 16719 | FRANCISCO BELTRAO | 09/15/1963 | Active(1) | 15 | 0 | 2 | -11.76% | 17 | 1 | 5 | Y | | N | 10/2025 | | |
| 127877 | Guarapuava Lobo Guara | 06/13/2016 | Active | 31 | 3 | 1 | 6.90% | 28 | 0 | 1 | Y | 2 | R | 01/2026 | | |
| Exc Award (06/30/2022) | | | Active(2) | 16 | 0 | 1 | -5.88% | 18 | 1 | 6 | N | None | N | 06/2025 | | |
| 148601 | Irati | 10/29/2021 | | | | | | | | | | | | | | |
| 34765 | LARANJEIRAS DO SUL | 12/02/1977 | Active | 26 | 2 | 6 | -13.33% | 27 | 8 | 0 | Y | | N | 05/2024 | | |
| Exc Award (06/30/2016, 06/30/2017, 06/30/2021) | | | Active | 51 | 1 | 0 | 2.00% | 42 | | 5 | Y | | N | 12/2025 | | |
| 16723 | MARECHAL CANDIDO RONDON | 03/29/1964 | | | | | | | | | | | | | | |
| Exc Award (06/30/2021, 06/30/2023) | | | Active(1) | 31 | 0 | 3 | -8.82% | 39 | 4 | 1 | Y | | N | 06/2024 | | \$25.00 |
| 139294 | Marechal Cândido Rondon Aliança | 07/18/2019 | | | | | | | | | | | | | | |
| Exc Award (06/30/2021, 06/30/2023) | | | Active | 13 | 0 | 0 | 0.00% | 13 | | 15 | Y | 2 | | 09/2021 | | |
| 31942 | MATELANDIA | 03/30/1976 | | | | | | | | | | | | | | |
| 154084 | Matinhos | 04/11/2023 | Active(2) | 14 | 0 | 0 | 0.00% | 14 | | 13 | Y | 2 | R | 05/2025 | | |
| 16725 | MEDIANEIRA | 03/28/1970 | Active | 52 | 4 | 0 | 8.33% | 48 | | 2 | Y | | N | 01/2026 | | \$498.09 |
| Exc Award (06/30/2016) | | | Active | 38 | 2 | 0 | 5.56% | 39 | | 1 | Y | | N | 11/2025 | | \$999.95 |
| 56877 | MEDIANEIRA PARQUE IGUACU | 04/28/1995 | | | | | | | | | | | | | | |
| Exc Award (06/30/2017, 06/30/2019) | | | Active | 29 | 2 | 2 | 0.00% | 30 | 2 | 3 | Y | | N | 12/2025 | | |
| 39701 | MISSAL | 04/01/1981 | | | | | | | | | | | | | | |



Club Health Assessment for District LD 1 through January 2026

|  | | | Status | Membership | | | | | | Reports | | | | Finance | LCIF | |
|--|------------------------------|--------------|-------------------------------------|-------------------------|-------------------|---------------------|---------------------|-------------------------|---------------------------------------|--------------------------------|--------------------------------|---------------------------------|-------------------|--------------------------------------|-----------------|---------------|
| Club Number | Club Name | Charter Date | Times in Status Quo in Past 2 Years | Current Member Count ** | YTD Members Added | YTD Members Dropped | YTD Net Growth% *** | Member Count 1 Year Ago | Dropped Members Avg.Length of Service | Months Since Membership Update | Current Officers Reported **** | Current President Repeated Term | VP Reported ***** | Last Date Reported Service (mm/yyyy) | Account Balance | YTD Donations |
| Exc Award (06/30/2022, 06/30/2023) | | | | | | | | | | | | | | | | |
| 16726 | MONTE ALEGRE | 09/11/1954 | Active(1) | 14 | 0 | 0 | 0.00% | 14 | | 18 | Y | 4 | R | 04/2023 | | |
| Exc Award (06/30/2018) | | | | | | | | | | | | | | | | |
| 42660 | NOVA AURORA | 05/31/1983 | Active | 41 | 0 | 4 | -8.89% | 37 | 6 | 1 | Y | | N | 12/2025 | | |
| Exc Award (06/30/2016, 06/30/2017, 06/30/2020) | | | | | | | | | | | | | | | | |
| 33220 | PALMAS | 01/24/1977 | Cancelled(8*) | 0 | 0 | 15 | -100.00% | 0 | 12 | 3 | N | None | | 07/2024 | 90+ Days | |
| 16728 | PALMEIRA | 11/10/1962 | Active | 24 | 0 | 0 | 0.00% | 29 | | 5 | Y | | R | 06/2025 | | |
| Exc Award (06/30/2017) | | | | | | | | | | | | | | | | |
| 149567 | Pato Branco | 01/11/2022 | Active | 12 | 0 | 2 | -14.29% | 19 | 4 | 0 | Y | | N | 08/2024 | | |
| 49730 | PINHAIS | 06/30/1989 | Active | 13 | 0 | 0 | 0.00% | 13 | | 6 | Y | | N | 07/2025 | | |
| Exc Award (06/30/2020, 06/30/2021) | | | | | | | | | | | | | | | | |
| 16731 | PONTA GROSSA CENTRO | 01/20/1954 | Active(2) | 9 | 1 | 2 | -10.00% | 10 | 49 | 4 | N | | | 07/2025 | | |
| Exc Award (06/30/2018) | | | | | | | | | | | | | | | | |
| 63838 | PONTA GROSSA CRUZEIRO DO SUL | 12/06/2000 | Active | 17 | 0 | 0 | 0.00% | 17 | | 8 | Y | | N | 12/2025 | | \$50.00 |
| Exc Award (06/30/2016, 06/30/2017, 06/30/2021, 06/30/2022) | | | | | | | | | | | | | | | | |
| 36218 | PONTA GROSSA PITANGUI | 11/03/1978 | Active | 36 | 0 | 1 | -2.70% | 34 | 6 | 5 | Y | | N | 08/2025 | | |
| Exc Award (06/30/2018) | | | | | | | | | | | | | | | | |
| 16732 | PONTA GROSSA VILA VELHA | 11/17/1969 | Active | 15 | 0 | 0 | 0.00% | 15 | | 21 | Y | 2 | R | 01/2026 | | |
| Exc Award (06/30/2016, 06/30/2022) | | | | | | | | | | | | | | | | |
| 32737 | SANTA HELENA | 09/07/1976 | Active | 38 | 0 | 0 | 0.00% | 39 | | 8 | Y | | N | 11/2025 | | \$1,000.00 |
| Exc Award (06/30/2017) | | | | | | | | | | | | | | | | |
| 134668 | Santa Izabel Do Oeste | 05/04/2018 | Active | 9 | 0 | 0 | 0.00% | 9 | | 27 | Y | | | 10/2023 | | |
| Exc Award (06/30/2021) | | | | | | | | | | | | | | | | |
| 16736 | SANTO ANTONIO DO SUDOESTE | 06/13/1964 | Active | 42 | 0 | 0 | 0.00% | 39 | | 1 | Y | | N | 10/2025 | | \$149.83 |
| Exc Award (06/30/2021) | | | | | | | | | | | | | | | | |
| 31308 | SAO JOSE DOS PINHAIS CENTRO | 10/28/1975 | Active | 14 | 0 | 0 | 0.00% | 14 | | 14 | Y | 2 | N | 01/2026 | | |
| Exc Award (06/30/2017) | | | | | | | | | | | | | | | | |
| 30729 | SAO MIGUEL DO IGUACU | 05/22/1975 | Active | 50 | 0 | 1 | -1.96% | 54 | 2 | 6 | Y | | N | 11/2025 | | \$1,032.18 |
| Exc Award (06/30/2023) | | | | | | | | | | | | | | | | |
| 16737 | TOLEDO | 08/24/1957 | Active | 18 | 0 | 0 | 0.00% | 19 | | 8 | Y | | | 01/2026 | | |
| 55157 | TOLEDO CIDADE | 12/29/1993 | Active | 24 | 0 | 4 | -14.29% | 38 | 9 | 1 | Y | | | 12/2025 | | \$2,080.73 |



Club Health Assessment for District LD 1 through January 2026

INTERNATIONAL

| Club Number | Club Name | Charter Date | Status | Membership | | | | | | Reports | | | | Finance | LCIF | |
|-------------|--|--------------|-------------------------------------|-------------------------|-------------------|---------------------|---------------------|-------------------------|---------------------------------------|--------------------------------|--------------------------------|---------------------------------|-------------------|--------------------------------------|-----------------|---------------|
| | | | Times in Status Quo in Past 2 Years | Current Member Count ** | YTD Members Added | YTD Members Dropped | YTD Net Growth% *** | Member Count 1 Year Ago | Dropped Members Avg.Length of Service | Months Since Membership Update | Current Officers Reported **** | Current President Repeated Term | VP Reported ***** | Last Date Reported Service (mm/yyyy) | Account Balance | YTD Donations |
| 16738 | UBIRATA | 11/14/1969 | Active | 40 | 3 | 0 | 8.11% | 37 | | 1 | Y | | N | 12/2025 | | \$25.00 |
| | Exc Award (06/30/2017, 06/30/2020) | | | | | | | | | | | | | | | |
| 16739 | UNIAO DA VITORIA | 01/17/1957 | Active | 25 | 0 | 1 | -3.85% | 26 | 50 | 3 | Y | | N | 12/2025 | | \$997.79 |
| | Exc Award (06/30/2016, 06/30/2017, 06/30/2023) | | | | | | | | | | | | | | | |

Clubs Cancelled Previous Fiscal Year – Clubs Cancelled within last 12 months may be reinstated

| Club Number | Club Name | Charter Date | Current Status* | Cancellation Date |
|-------------|-----------|--------------|-----------------|-------------------|
| 151479 | Colombo | 06/22/2022 | Cancelled(8*) | 03/29/2025 |

| Current Total Clubs Count | YTD New Clubs Count | YTD Cancelled Clubs Count | YTD Net Club Gain | Current Total Members Count | YTD Add | YTD Drop | YTD Net Growth | YTD Net Growth % | Member Count 12 Months Ago | Average Member Count Per Club | % of Clubs with less than 20 members | % No Officer Report in 12 Months | % of Clubs with balance 90+ days | Number of Clubs in Status Quo | % Status Quo Clubs in Financial Suspension | Number of Cancelled Clubs | Average Cancelled Club Age | Members Lost Due to Cancellation | % of Clubs Cancelled for Non-Financial Reasons |
|---------------------------|---------------------|---------------------------|-------------------|-----------------------------|---------|----------|----------------|------------------|----------------------------|-------------------------------|--------------------------------------|----------------------------------|----------------------------------|-------------------------------|--|---------------------------|----------------------------|----------------------------------|--|
| 50 | 0 | 1 | -1 | 1,425 | 49 | 105 | -56 | -3.78% | 1,426 | 29 | 42% | 2% | 2% | 0 | 0% | 1 | 52 | 15 | -100% |

* - P - Priority Club. Cancellation Reasons: 1-Objectives/conduct, 2-Non-active club, 5-Non-existing club, 6-Disbanding, 7-Merger, 8-Financial Suspension, 9-District/Multiple District Dues.

** Red denotes below 15 active members.

*** Red denotes 20% + loss.

**** Y - all 3 (President, Secretary, Treasurer) club officers reported, N - not all 3 reported.

***** Abbreviation: N-New, IP-Immediate Past, R-Repeat.



Club Health Assessment for District LD 2 through January 2026

| | | | Status | Membership | | | | | | Reports | | | | Finance | LCIF | |
|-------------------------------|--|--------------|-------------------------------------|-------------------------|-------------------|---------------------|---------------------|-------------------------|---------------------------------------|--------------------------------|--------------------------------|---------------------------------|-------------------|--------------------------------------|-----------------|---------------|
| Club Number | Club Name | Charter Date | Times in Status Quo in Past 2 Years | Current Member Count ** | YTD Members Added | YTD Members Dropped | YTD Net Growth% *** | Member Count 1 Year Ago | Dropped Members Avg.Length of Service | Months Since Membership Update | Current Officers Reported **** | Current President Repeated Term | VP Reported ***** | Last Date Reported Service (mm/yyyy) | Account Balance | YTD Donations |
| Clubs less than two years old | | | | | | | | | | | | | | | | |
| 191171 | Arroio do Meio Pérola do Vale | 11/20/2025 | Newly Chartered | 24 | 24 | 0 | 100.00% | 0 | | 2 | Y | | | 11/2025 | | |
| 182243 | Bom Retiro Do Sul | 05/20/2025 | Active | 28 | 7 | 6 | 3.70% | 0 | 0 | 0 | Y | 2 | | 08/2025 | | |
| 183202 | Capela de Santana | 06/26/2025 | Active | 20 | 0 | 0 | 0.00% | 0 | | 4 | N | 2 | | 11/2025 | | |
| 182017 | Encantado | 05/15/2025 | Active | 55 | 26 | 1 | 83.33% | 0 | 0 | 4 | Y | 2 | N | 09/2025 | | |
| 190596 | São José do Hortêncio | 10/07/2025 | Active | 39 | 39 | 0 | 100.00% | 0 | | 2 | Y | | | 11/2025 | | |
| 172436 | Vale Real | 06/22/2024 | Active(2) | 26 | 5 | 0 | 23.81% | 23 | | 2 | Y | 3 | N | 11/2025 | | |
| Clubs more than two years old | | | | | | | | | | | | | | | | |
| 16743 | CAMPO BOM | 09/02/1959 | Active | 59 | 2 | 1 | 1.72% | 58 | 16 | 0 | Y | | N | 01/2026 | | \$989.55 |
| | Exc Award (06/30/2023) | | | | | | | | | | | | | | | |
| 31306 | CANDELARIA | 10/28/1975 | Active | 22 | 5 | 2 | 15.79% | 19 | 17 | 2 | Y | | R | 10/2025 | | |
| 16744 | CANELA | 09/30/1962 | Active | 31 | 0 | 2 | -6.06% | 32 | 4 | 5 | Y | | N | 11/2025 | | |
| 116541 | DOIS IRMÃOS PORTAL DA SERRA | 04/09/2012 | Active | 17 | 2 | 2 | 0.00% | 23 | 1 | 1 | Y | | R | 11/2025 | | \$324.89 |
| | Exc Award (06/30/2016, 06/30/2024) | | | | | | | | | | | | | | | |
| 16746 | ESTANCIA VELHA | 08/30/1960 | Active | 35 | 10 | 1 | 34.62% | 27 | 0 | 2 | Y | 2 | N | 10/2025 | | |
| | Exc Award (06/30/2018) | | | | | | | | | | | | | | | |
| 16748 | ESTEIO CENTRO | 06/04/1962 | Active | 39 | 4 | 4 | 0.00% | 35 | 7 | 1 | Y | 2 | N | 11/2025 | 90+ Days | \$25.15 |
| 33943 | ESTEIO EXPOSICAO | 05/24/1977 | Active | 20 | 5 | 1 | 25.00% | 17 | 0 | 3 | Y | | N | 01/2026 | | \$135.00 |
| | Exc Award (06/30/2023) | | | | | | | | | | | | | | | |
| 39279 | ESTEIO INDUSTRIAL | 01/20/1981 | Active | 19 | 1 | 0 | 5.56% | 21 | | 3 | Y | 2 | N | 09/2025 | | |
| | Exc Award (06/30/2016) | | | | | | | | | | | | | | | |
| 16747 | ESTRELA | 10/19/1958 | Active | 60 | 10 | 3 | 13.21% | 46 | 20 | 1 | Y | | N | 01/2026 | | \$325.18 |
| | Exc Award (06/30/2023) | | | | | | | | | | | | | | | |
| 16749 | FELIZ | 09/10/1971 | Active | 64 | 5 | 3 | 3.23% | 61 | 10 | 2 | Y | | N | 10/2025 | | \$125.01 |
| | Exc Award (06/30/2022, 06/30/2023, 06/30/2024) | | | | | | | | | | | | | | | |
| 16750 | GRAMADO | 02/26/1969 | Active | 23 | 2 | 3 | -4.17% | 25 | 13 | 3 | Y | | | 09/2025 | | \$1,000.00 |
| | Exc Award (06/30/2024) | | | | | | | | | | | | | | | |
| 16751 | IGREJINHA | 09/20/1965 | Active | 27 | 2 | 0 | 8.00% | 24 | | 3 | Y | | N | 12/2025 | | |



Club Health Assessment for District LD 2 through January 2026

| | | | Status | Membership | | | | | | Reports | | | | Finance | LCIF | |
|------------------------------------|--------------------------------|--------------|-------------------------------------|-------------------------|-------------------|---------------------|---------------------|-------------------------|---------------------------------------|--------------------------------|--------------------------------|---------------------------------|-------------------|--------------------------------------|-----------------|---------------|
| Club Number | Club Name | Charter Date | Times in Status Quo in Past 2 Years | Current Member Count ** | YTD Members Added | YTD Members Dropped | YTD Net Growth% *** | Member Count 1 Year Ago | Dropped Members Avg.Length of Service | Months Since Membership Update | Current Officers Reported **** | Current President Repeated Term | VP Reported ***** | Last Date Reported Service (mm/yyyy) | Account Balance | YTD Donations |
| 16753 | LAJEADO | 10/18/1958 | Active | 32 | 10 | 2 | 33.33% | 27 | 10 | 1 | Y | | N | 12/2025 | 90+ Days | \$1,000.00 |
| 33272 | LAJEADO FLORESTAL | 01/31/1977 | Active | 64 | 9 | 15 | -8.57% | 71 | 3 | 2 | Y | | N | 12/2025 | | \$3,000.00 |
| Exc Award (06/30/2023) | | | | | | | | | | | | | | | | |
| 16754 | MONTENEGRO | 07/30/1957 | Active | 23 | 8 | 0 | 53.33% | 13 | | 2 | Y | | N | 12/2025 | | |
| 97416 | MONTENEGRO SAO JOAO | 06/28/2006 | Active | 31 | 6 | 1 | 19.23% | 26 | 5 | 2 | Y | | N | 11/2025 | | |
| Exc Award (06/30/2017) | | | | | | | | | | | | | | | | |
| 47620 | NOVA HARTZ | 06/27/1987 | Active | 26 | 0 | 2 | -7.14% | 28 | 16 | 2 | Y | | N | 12/2025 | | |
| 16756 | NOVO HAMBURGO CENTRO | 05/18/1956 | Active | 53 | 0 | 5 | -8.62% | 51 | 12 | 1 | Y | | N | 12/2025 | | \$6,027.14 |
| Exc Award (06/30/2023, 06/30/2024) | | | | | | | | | | | | | | | | |
| 16757 | NOVO HAMBURGO COUROCAP | 05/16/1969 | Active | 33 | 0 | 1 | -2.94% | 31 | 1 | 3 | Y | | | 12/2025 | | \$1,070.80 |
| Exc Award (06/30/2017, 06/30/2023) | | | | | | | | | | | | | | | | |
| 63248 | NOVO HAMBURGO TERCEIRO MILENIO | 06/01/2000 | Active | 33 | 2 | 2 | 0.00% | 24 | 3 | 3 | Y | 2 | R | 11/2025 | | \$1,000.00 |
| Exc Award (06/30/2020, 06/30/2023) | | | | | | | | | | | | | | | | |
| 51126 | PAROBE | 12/17/1990 | Active | 36 | 0 | 2 | -5.26% | 38 | 3 | 1 | Y | | N | 08/2025 | | \$436.30 |
| 16761 | PORTAO | 06/09/1967 | Active | 41 | 0 | 0 | 0.00% | 41 | | 10 | Y | | N | 11/2025 | | |
| Exc Award (06/30/2023) | | | | | | | | | | | | | | | | |
| 53359 | ROLANTE | 06/18/1992 | Active | 26 | 0 | 0 | 0.00% | 23 | | 7 | Y | 2 | N | 01/2026 | | \$92.14 |
| 53590 | SANTA CRUZ DO SUL ALIANCA | 08/19/1992 | Active | 37 | 3 | 4 | -2.63% | 38 | 12 | 5 | Y | | N | 12/2025 | | \$50.00 |
| Exc Award (06/30/2021, 06/30/2022) | | | | | | | | | | | | | | | | |
| 16764 | SANTA CRUZ DO SUL CENTRO | 09/14/1957 | Active | 32 | 1 | 0 | 3.23% | 33 | | 2 | Y | | IP | 12/2025 | | |
| 58729 | SANTA CRUZ DO SUL RAIO DE SOL | 10/08/1996 | Active | 11 | 5 | 3 | 22.22% | 12 | 10 | 1 | N | 7 | | 01/2026 | | \$25.00 |
| 16765 | SAO FRAN DE PAULA | 04/04/1961 | Active | 22 | 0 | 0 | 0.00% | 20 | | 7 | Y | | N | 09/2025 | | |
| 16766 | SAO LEOPOLDO 25 DE JULHO | 10/27/1959 | Active | 22 | 0 | 0 | 0.00% | 20 | | 0 | Y | | N | 08/2025 | | \$10.00 |
| 59588 | SAO LEOPOLDO ANA TERRA | 05/20/1997 | Active | 16 | 3 | 2 | 6.67% | 18 | 8 | 4 | Y | | N | 12/2025 | | \$186.26 |
| 39280 | SAO LEOPOLDO IMIGRANTE | 01/20/1981 | Active | 19 | 0 | 0 | 0.00% | 19 | | 4 | N | 4 | | 08/2025 | | |
| 42661 | SAO LEOPOLDO PADRE REUS | 05/19/1983 | Active | 49 | 0 | 4 | -7.55% | 47 | 2 | 1 | Y | | N | 11/2025 | | \$1,000.00 |
| Exc Award (06/30/2023, 06/30/2024) | | | | | | | | | | | | | | | | |
| 44031 | SAPIRANGA FERRABRAZ | 06/30/1984 | Active(1) | 14 | 3 | 2 | 7.69% | 13 | 1 | 1 | Y | | N | 12/2025 | | |
| 16769 | SAPUCAIA DO SUL | 08/28/1964 | Active | 17 | 0 | 2 | -10.53% | 20 | 3 | 1 | Y | | | 12/2025 | | \$10.00 |



Club Health Assessment for District LD 2 through January 2026

| | | | Status | Membership | | | | | | Reports | | | | Finance | LCIF | |
|--|-----------------------------|--------------|-------------------------------------|-------------------------|-------------------|---------------------|---------------------|-------------------------|---------------------------------------|--------------------------------|--------------------------------|---------------------------------|-------------------|--------------------------------------|-----------------|---------------|
| Club Number | Club Name | Charter Date | Times in Status Quo in Past 2 Years | Current Member Count ** | YTD Members Added | YTD Members Dropped | YTD Net Growth% *** | Member Count 1 Year Ago | Dropped Members Avg.Length of Service | Months Since Membership Update | Current Officers Reported **** | Current President Repeated Term | VP Reported ***** | Last Date Reported Service (mm/yyyy) | Account Balance | YTD Donations |
| Exc Award (06/30/2023) | | | | | | | | | | | | | | | | |
| 16826 | SOBRADINHO | 06/08/1958 | Active | 25 | 5 | 2 | 13.64% | 22 | 5 | 2 | Y | 2 | R | 01/2026 | | |
| 16771 | TAQUARA | 06/06/1961 | Active | 52 | 1 | 3 | -3.70% | 52 | 4 | 2 | Y | | N | 11/2025 | | |
| Exc Award (06/30/2018, 06/30/2023) | | | | | | | | | | | | | | | | |
| 146292 | Taquara Inovação | 05/26/2021 | Active | 22 | 0 | 5 | -18.52% | 29 | 5 | 1 | Y | 3 | N | 08/2025 | | |
| 16772 | TAQUARI | 12/16/1959 | Active(1) | 18 | 6 | 1 | 38.46% | 13 | 6 | 0 | Y | 2 | R | 11/2025 | | |
| 109781 | TEUTÔNIA | 12/06/2010 | Active | 18 | 3 | 1 | 12.50% | 16 | 1 | 2 | Y | | N | 12/2025 | | \$372.52 |
| Exc Award (06/30/2023) | | | | | | | | | | | | | | | | |
| 16773 | TRES COROAS | 07/03/1965 | Active | 33 | 0 | 1 | -2.94% | 32 | 56 | 1 | Y | | N | 01/2026 | | \$150.00 |
| 16774 | VENANCIO AIRES | 10/19/1958 | Active | 41 | 0 | 0 | 0.00% | 45 | | 4 | Y | 2 | R | 09/2025 | | |
| 59505 | VENANCIO AIRES MELVIN JONES | 05/05/1997 | Active | 36 | 1 | 0 | 2.86% | 36 | | 3 | Y | | N | 11/2025 | | |
| Exc Award (06/30/2016, 06/30/2021, 06/30/2024) | | | | | | | | | | | | | | | | |

Clubs Cancelled Previous Fiscal Year – Clubs Cancelled within last 12 months may be reinstated

| Club Number | Club Name | Charter Date | Current Status* | Cancellation Date |
|-------------|----------------|--------------|-----------------|-------------------|
| 154300 | Bom Princípio | 05/05/2023 | Cancelled(8*) | 12/30/2024 |
| 172277 | Salto Do Jacui | 06/20/2024 | Cancelled(8*) | 03/29/2025 |

| Current Total Clubs Count | YTD New Clubs Count | YTD Cancelled Clubs Count | YTD Net Club Gain | Current Total Members Count | YTD Add | YTD Drop | YTD Net Growth | YTD Net Growth % | Member Count 12 Months Ago | Average Member Count Per Club | % of Clubs with less than 20 members | % No Officer Report in 12 Months | % of Clubs with balance 90+ days | Number of Clubs in Status Quo | % Status Quo Clubs in Financial Suspension | Number of Cancelled Clubs | Average Cancelled Club Age | Members Lost Due to Cancellation | % of Clubs Cancelled for Non-Financial Reasons |
|---------------------------|---------------------|---------------------------|-------------------|-----------------------------|---------|----------|----------------|------------------|----------------------------|-------------------------------|--------------------------------------|----------------------------------|----------------------------------|-------------------------------|--|---------------------------|----------------------------|----------------------------------|--|
| 47 | 2 | 0 | 2 | 1,490 | 215 | 89 | 126 | 9.24% | 1,269 | 32 | 19% | 0% | 4% | 0 | 0% | 0 | 0 | 0 | 0% |

* - P - Priority Club. Cancellation Reasons: 1-Objectives/conduct, 2-Non-active club, 5-Non-existing club, 6-Disbanding, 7-Merger, 8-Financial Suspension, 9-District/Multiple District Dues.

** Red denotes below 15 active members.

*** Red denotes 20% + loss.

**** Y - all 3 (President, Secretary, Treasurer) club officers reported, N - not all 3 reported.

***** Abbreviation: N-New, IP-Immediate Past, R-Repeat.



Club Health Assessment for District LD 3 through January 2026

| | | | Status | Membership | | | | | | Reports | | | | Finance | LCIF | |
|-------------------------------|--|--------------|-------------------------------------|-------------------------|-------------------|---------------------|---------------------|-------------------------|---------------------------------------|--------------------------------|--------------------------------|---------------------------------|-------------------|--------------------------------------|-----------------|---------------|
| Club Number | Club Name | Charter Date | Times in Status Quo in Past 2 Years | Current Member Count ** | YTD Members Added | YTD Members Dropped | YTD Net Growth% *** | Member Count 1 Year Ago | Dropped Members Avg.Length of Service | Months Since Membership Update | Current Officers Reported **** | Current President Repeated Term | VP Reported ***** | Last Date Reported Service (mm/yyyy) | Account Balance | YTD Donations |
| Clubs more than two years old | | | | | | | | | | | | | | | | |
| 16777 | ARROIO GRANDE | 04/25/1972 | Active | 19 | 1 | 3 | -9.52% | 23 | 2 | 0 | Y | | N | 12/2025 | | |
| | Exc Award (06/30/2018, 06/30/2022, 06/30/2023) | | | | | | | | | | | | | | | |
| 16779 | BAGE | 04/21/1956 | Active | 27 | 0 | 1 | -3.57% | 27 | 1 | 4 | Y | | IP | 08/2025 | | \$25.15 |
| | Exc Award (06/30/2019) | | | | | | | | | | | | | | | |
| 16778 | BAGE DON DIOGO | 12/17/1966 | Active | 51 | 4 | 0 | 8.51% | 46 | | 2 | Y | 2 | R | 10/2025 | 90+ Days | \$475.86 |
| | Exc Award (06/30/2018, 06/30/2020, 06/30/2021) | | | | | | | | | | | | | | | |
| 35745 | BAGE SANTA TECLA | 06/07/1978 | Active | 39 | 3 | 1 | 5.41% | 33 | 47 | 3 | Y | | N | 01/2026 | | \$223.00 |
| | Exc Award (06/30/2023, 06/30/2024) | | | | | | | | | | | | | | | |
| 63320 | BAGE SOLIDARIEDADE | 06/16/2000 | Active | 31 | 3 | 1 | 6.90% | 29 | 1 | 1 | Y | | N | 01/2026 | | \$133.15 |
| | Exc Award (06/30/2016, 06/30/2018) | | | | | | | | | | | | | | | |
| 124064 | Bagé Tradição | 01/26/2015 | Active | 13 | 0 | 7 | -35.00% | 19 | 4 | 2 | Y | 2 | R | 10/2025 | | \$161.09 |
| 16782 | CACAPAVA DO SUL | 04/21/1960 | Active | 39 | 9 | 3 | 18.18% | 31 | 3 | 3 | Y | | | 01/2026 | | \$124.98 |
| | Exc Award (06/30/2018, 06/30/2019) | | | | | | | | | | | | | | | |
| 16783 | CACHOEIRA DO SUL | 06/07/1958 | Active | 38 | 0 | 2 | -5.00% | 34 | 3 | 3 | Y | 2 | N | 12/2025 | | |
| | Exc Award (06/30/2017, 06/30/2020, 06/30/2023) | | | | | | | | | | | | | | | |
| 16785 | CAMAQUA | 04/19/1960 | Active | 23 | 3 | 2 | 4.55% | 25 | 9 | 1 | Y | | N | 12/2025 | | |
| 29531 | CAMAQUA UNIVERSITARIO | 06/28/1974 | Active | 53 | 2 | 7 | -8.62% | 54 | 2 | 2 | Y | | N | 10/2025 | | \$50.03 |
| | Exc Award (06/30/2023, 06/30/2024) | | | | | | | | | | | | | | | |
| 16788 | CANOAS | 10/20/1961 | Active | 34 | 8 | 10 | -5.56% | 36 | 10 | 1 | Y | | R | 11/2025 | 90+ Days | \$2,075.77 |
| | Exc Award (06/30/2019, 06/30/2022) | | | | | | | | | | | | | | | |
| 100543 | CANOAS NITEROI | 11/13/2007 | Active | 22 | 2 | 0 | 10.00% | 18 | | 1 | Y | | N | 01/2026 | | |
| | Exc Award (06/30/2019, 06/30/2020, 06/30/2023) | | | | | | | | | | | | | | | |
| 45124 | CANOAS SANTA RITA | 06/20/1985 | Active | 25 | 3 | 4 | -3.85% | 26 | 8 | 1 | Y | | N | 01/2026 | | \$100.30 |
| | Exc Award (06/30/2017, 06/30/2019, 06/30/2023, 06/30/2024) | | | | | | | | | | | | | | | |
| 39281 | CAPAO DA CANOA | 01/20/1981 | Active | 48 | 5 | 4 | 2.13% | 44 | 17 | 2 | Y | | N | 01/2026 | 90+ Days | \$75.05 |
| | Exc Award (06/30/2018, 06/30/2019, 06/30/2020) | | | | | | | | | | | | | | | |
| 16791 | GENERAL CAMARA | 11/20/1960 | Active | 29 | 0 | 2 | -6.45% | 31 | 2 | 0 | Y | | N | 08/2025 | | |



Club Health Assessment for District LD 3 through January 2026

| | | | Status | Membership | | | | | | Reports | | | | Finance | LCIF | |
|--|--------------------------------|--------------|-------------------------------------|-------------------------|-------------------|---------------------|---------------------|-------------------------|---------------------------------------|--------------------------------|--------------------------------|---------------------------------|-------------------|--------------------------------------|-----------------|---------------|
| Club Number | Club Name | Charter Date | Times in Status Quo in Past 2 Years | Current Member Count ** | YTD Members Added | YTD Members Dropped | YTD Net Growth% *** | Member Count 1 Year Ago | Dropped Members Avg.Length of Service | Months Since Membership Update | Current Officers Reported **** | Current President Repeated Term | VP Reported ***** | Last Date Reported Service (mm/yyyy) | Account Balance | YTD Donations |
| Exc Award (06/30/2022, 06/30/2023) | | | | | | | | | | | | | | | | |
| 16792 | GRAVATAI | 04/19/1960 | Active | 26 | 8 | 1 | 36.84% | 20 | 2 | 0 | Y | 4 | | 12/2025 | | |
| Exc Award (06/30/2018, 06/30/2023) | | | | | | | | | | | | | | | | |
| 34961 | GUAIBA | 01/05/1978 | Active | 24 | 3 | 0 | 14.29% | 22 | | 1 | Y | | N | 11/2025 | | \$75.27 |
| Exc Award (06/30/2018) | | | | | | | | | | | | | | | | |
| 16794 | OSORIO | 09/28/1961 | Active | 18 | 1 | 0 | 5.88% | 16 | | 3 | Y | 2 | R | 01/2026 | | |
| 16795 | PELOTAS CENTRO | 12/21/1957 | Active | 43 | 0 | 0 | 0.00% | 44 | | 6 | Y | | N | 12/2025 | | \$75.27 |
| Exc Award (06/30/2019) | | | | | | | | | | | | | | | | |
| 30647 | PELOTAS LARANJAL | 04/24/1975 | Active | 20 | 0 | 2 | -9.09% | 27 | 1 | 0 | Y | 2 | R | 07/2025 | | \$25.01 |
| Exc Award (06/30/2023) | | | | | | | | | | | | | | | | |
| 31307 | PIRATINI | 10/28/1975 | Active | 15 | 5 | 1 | 36.36% | 11 | 1 | 0 | Y | | N | 12/2025 | | |
| Exc Award (06/30/2023) | | | | | | | | | | | | | | | | |
| 16803 | PORTO ALEGRE BALNEARIOS | 06/15/1960 | Active | 20 | 0 | 2 | -9.09% | 24 | 46 | 3 | Y | | R | 12/2025 | | \$25.34 |
| Exc Award (06/30/2019, 06/30/2020, 06/30/2021, 06/30/2023) | | | | | | | | | | | | | | | | |
| 39174 | PORTO ALEGRE BARAO DO CAHY | 12/29/1980 | Active | 37 | 1 | 2 | -2.63% | 38 | 31 | 4 | Y | | N | 10/2025 | | \$525.10 |
| Exc Award (06/30/2017, 06/30/2020, 06/30/2021, 06/30/2022, 06/30/2023) | | | | | | | | | | | | | | | | |
| 16800 | PORTO ALEGRE BENTO GONCALVES | 12/30/1966 | Active | 38 | 2 | 0 | 5.56% | 34 | | 5 | Y | | N | 01/2026 | | \$50.06 |
| Exc Award (06/30/2016, 06/30/2019, 06/30/2023, 06/30/2024) | | | | | | | | | | | | | | | | |
| 16813 | PORTO ALEGRE CENTENÁRIO | 11/19/1962 | Active | 16 | 2 | 0 | 14.29% | 14 | | 4 | Y | | N | 09/2025 | | \$770.00 |
| Exc Award (06/30/2020, 06/30/2023, 06/30/2024) | | | | | | | | | | | | | | | | |
| 51507 | PORTO ALEGRE IPIRANGA | 04/01/1991 | Active | 32 | 0 | 6 | -15.79% | 37 | 7 | 0 | Y | 2 | N | 01/2026 | | \$369.99 |
| Exc Award (06/30/2020, 06/30/2021, 06/30/2023, 06/30/2024) | | | | | | | | | | | | | | | | |
| 122615 | Porto Alegre Medianeira | 06/24/2014 | Active | 22 | 7 | 0 | 46.67% | 15 | | 2 | Y | 3 | R | 12/2025 | | \$350.38 |
| Exc Award (06/30/2017, 06/30/2019, 06/30/2020, 06/30/2022) | | | | | | | | | | | | | | | | |
| 16809 | PORTO ALEGRE PASSO D'AREIA | 12/05/1961 | Active | 17 | 2 | 0 | 13.33% | 11 | | 4 | Y | | N | 01/2026 | | \$150.30 |
| 16815 | PORTO ALEGRE S JOAO NAVEGANTES | 03/22/1960 | Active | 18 | 0 | 0 | 0.00% | 18 | | 9 | Y | 2 | R | 01/2026 | | |
| Exc Award (06/30/2023) | | | | | | | | | | | | | | | | |



Club Health Assessment for District LD 3 through January 2026

| | | | Status | Membership | | | | | | Reports | | | | Finance | | LCIF |
|-------------|--|--------------|-------------------------------------|-------------------------|-------------------|---------------------|---------------------|-------------------------|---------------------------------------|--------------------------------|--------------------------------|---------------------------------|-------------------|--------------------------------------|-----------------|---------------|
| Club Number | Club Name | Charter Date | Times in Status Quo in Past 2 Years | Current Member Count ** | YTD Members Added | YTD Members Dropped | YTD Net Growth% *** | Member Count 1 Year Ago | Dropped Members Avg.Length of Service | Months Since Membership Update | Current Officers Reported **** | Current President Repeated Term | VP Reported ***** | Last Date Reported Service (mm/yyyy) | Account Balance | YTD Donations |
| 16816 | PORTO ALEGRE SANTA FLORA Exc Award (06/30/2016, 06/30/2017, 06/30/2019, 06/30/2020, 06/30/2021, 06/30/2022, 06/30/2023) | 11/30/1971 | Active | 56 | 3 | 3 | 0.00% | 51 | 3 | 0 | Y | | N | 01/2026 | 90+ Days | \$475.10 |
| 16820 | RIO PARDO Exc Award (06/30/2016, 06/30/2019, 06/30/2020, 06/30/2022) | 01/05/1960 | Active | 34 | 2 | 3 | -2.86% | 32 | 30 | 1 | Y | | N | 01/2026 | | \$155.59 |
| 32686 | SANTA VITORIA DO PALMAR Exc Award (06/30/2022) | 08/17/1976 | Active | 18 | 0 | 1 | -5.26% | 20 | 3 | 6 | Y | | N | 12/2025 | | |
| 16822 | SANTO ANTONIO DA PATRULHA Exc Award (06/30/2023) | 09/27/1961 | Active | 27 | 4 | 1 | 12.50% | 24 | 1 | 0 | Y | | N | 01/2026 | | |
| 16821 | SAO JERONIMO Exc Award (06/30/2017, 06/30/2019, 06/30/2021) | 12/04/1960 | Active | 20 | 0 | 1 | -4.76% | 20 | 7 | 0 | Y | | N | 01/2026 | | \$529.72 |
| 16825 | SAO LOURENCO DO SUL Exc Award (06/30/2022) | 01/07/1962 | Active | 20 | 0 | 0 | 0.00% | 12 | | 7 | Y | 2 | N | 12/2025 | | |
| 16827 | TORRES Exc Award (06/30/2018, 06/30/2019, 06/30/2020, 06/30/2023) | 10/07/1961 | Active | 10 | 3 | 2 | 11.11% | 10 | 4 | 5 | Y | 5 | N | 12/2025 | | |
| 16828 | TRAMANDAI Exc Award (06/30/2016, 06/30/2022, 06/30/2023) | 06/20/1967 | Active(1) | 20 | 0 | 4 | -16.67% | 16 | 17 | 0 | Y | | N | 10/2025 | | \$75.16 |
| 45694 | TRIUNFO Exc Award (06/30/2022) | 01/13/1986 | Active(1) | 25 | 6 | 1 | 25.00% | 22 | 1 | 0 | Y | 2 | N | 01/2026 | 90+ Days | |
| 16829 | VIAMAO | 04/25/1961 | Active | 11 | 0 | 4 | -26.67% | 16 | 8 | 0 | Y | | | 11/2025 | | |
| 118229 | VIAMAO NOSSA SENHORA APARECIDA Exc Award (06/30/2016, 06/30/2020, 06/30/2023, 06/30/2024) | 11/09/2012 | Active | 17 | 0 | 4 | -19.05% | 22 | 5 | 1 | N | 2 | N | 01/2026 | | |
| 134746 | Xangri-lá Exc Award (06/30/2021, 06/30/2024) | 05/30/2018 | Active | 20 | 3 | 0 | 17.65% | 15 | | 0 | Y | | N | 01/2026 | | \$150.69 |

Clubs Cancelled Previous Fiscal Year – Clubs Cancelled within last 12 months may be reinstated

| Club Number | Club Name | Charter Date | Current Status* | Cancellation Date |
|-------------|-------------------------|--------------|-----------------|-------------------|
| 50027 | PORTO ALEGRE BELA VISTA | 12/20/1989 | Cancelled(6*) | 09/29/2024 |



Club Health Assessment for District LD 3 through January 2026

| | | | Status | | Membership | | | | | | Reports | | | | Finance | | LCIF | |
|---------------------------|---------------------|---------------------------|-------------------------------------|-----------------------------|-------------------|---------------------|-------------------|----------------------------|---------------------------------------|--------------------------------------|----------------------------------|----------------------------------|-------------------------------|--|---------------------------|----------------------------|----------------------------------|--|
| Club Number | Club Name | Charter Date | Times in Status Quo in Past 2 Years | Current Member Count ** | YTD Members Added | YTD Members Dropped | YTD Net Growth*** | Member Count 1 Year Ago | Dropped Members Avg.Length of Service | Months Since Membership Update | Current Officers Reported **** | Current President Repeated Term | VP Reported ***** | Last Date Reported Service (mm/yyyy) | Account Balance | YTD Donations | | |
| 16818 | RIO GRANDE CENTRO | 05/18/1958 | Cancelled(6*) | 01/29/2025 | | | | | | | | | | | | | | |
| Current Total Clubs Count | YTD New Clubs Count | YTD Cancelled Clubs Count | YTD Net Club Gain | Current Total Members Count | YTD Add | YTD Drop | YTD Net Growth % | Member Count 12 Months Ago | Average Member Count Per Club | % of Clubs with less than 20 members | % No Officer Report in 12 Months | % of Clubs with balance 90+ days | Number of Clubs in Status Quo | % Status Quo Clubs in Financial Suspension | Number of Cancelled Clubs | Average Cancelled Club Age | Members Lost Due to Cancellation | % of Clubs Cancelled for Non-Financial Reasons |
| 41 | 0 | 0 | 0 | 1,115 | 95 | 85 | 10 | 0.90% | 1,067 | 27 | 27% | 0% | 12% | 0 | 0% | 0 | 0 | 0 |

* - P - Priority Club. Cancellation Reasons: 1-Objectives/conduct, 2-Non-active club, 5-Non-existing club, 6-Disbanding, 7-Merger, 8-Financial Suspension, 9-District/Multiple District Dues.

** Red denotes below 15 active members.

*** Red denotes 20% + loss.

**** Y - all 3 (President, Secretary, Treasurer) club officers reported, N - not all 3 reported.

***** Abbreviation: N-New, IP-Immediate Past, R-Repeat.



Club Health Assessment for District LD 4 through January 2026

| | | | Status | Membership | | | | | | Reports | | | | Finance | LCIF | |
|--|------------------------|--------------|-------------------------------------|-------------------------|-------------------|---------------------|---------------------|-------------------------|---------------------------------------|--------------------------------|--------------------------------|---------------------------------|-------------------|--------------------------------------|-----------------|---------------|
| Club Number | Club Name | Charter Date | Times in Status Quo in Past 2 Years | Current Member Count ** | YTD Members Added | YTD Members Dropped | YTD Net Growth% *** | Member Count 1 Year Ago | Dropped Members Avg.Length of Service | Months Since Membership Update | Current Officers Reported **** | Current President Repeated Term | VP Reported ***** | Last Date Reported Service (mm/yyyy) | Account Balance | YTD Donations |
| Clubs less than two years old | | | | | | | | | | | | | | | | |
| 171411 | AJURICABA | 06/10/2024 | Active | 30 | 9 | 3 | 25.00% | 25 | 1 | 3 | Y | 3 | | 11/2025 | | \$37.53 |
| 181590 | Girua | 05/01/2025 | Active(1) | 20 | 0 | 0 | 0.00% | 0 | | 6 | Y | 2 | | 05/2025 | | \$36.85 |
| 172071 | Horizontina | 06/22/2024 | Active | 45 | 13 | 4 | 25.00% | 31 | 1 | 0 | Y | | N | | | \$37.25 |
| 191036 | Macambara | 11/10/2025 | Newly Chartered | 28 | 28 | 0 | 100.00% | 0 | | 2 | Y | | | | | |
| 171925 | Sao Joao Do Polesine | 06/06/2024 | Active | 50 | 4 | 2 | 4.17% | 46 | 1 | 4 | Y | | R | 09/2025 | | \$36.85 |
| Clubs more than two years old | | | | | | | | | | | | | | | | |
| 16830 | AGUDO | 12/09/1967 | Active | 52 | 0 | 8 | -13.33% | 60 | 5 | 1 | Y | | N | 12/2025 | | \$1,157.85 |
| Exc Award (06/30/2020, 06/30/2023) | | | | | | | | | | | | | | | | |
| 16831 | ALEGRETE | 11/30/1960 | Active | 26 | 0 | 0 | 0.00% | 27 | | 10 | Y | | N | 07/2025 | | |
| 47656 | ALEGRETE IBIRAPUITA | 07/31/1987 | Active | 37 | 2 | 0 | 5.71% | 29 | | 5 | Y | | N | 01/2026 | 90+ Days | \$35.69 |
| 43889 | AUGUSTO PESTANA | 05/31/1984 | Active | 41 | 0 | 0 | 0.00% | 38 | | 7 | Y | | | 12/2025 | | \$1,611.38 |
| Exc Award (06/30/2024) | | | | | | | | | | | | | | | | |
| 32619 | CATUIPE | 07/27/1976 | Active | 42 | 0 | 0 | 0.00% | 40 | | 5 | Y | | N | 01/2026 | | \$37.25 |
| Exc Award (06/30/2017, 06/30/2018, 06/30/2024) | | | | | | | | | | | | | | | | |
| 16834 | CERRO LARGO | 12/20/1967 | Active | 46 | 2 | 0 | 4.55% | 46 | | 2 | Y | | N | 01/2026 | | \$88.47 |
| Exc Award (06/30/2017, 06/30/2019, 06/30/2021, 06/30/2023, 06/30/2024) | | | | | | | | | | | | | | | | |
| 123531 | Chiapetta Esperanca | 10/31/2014 | Active | 15 | 4 | 3 | 7.14% | 16 | 11 | 1 | Y | 2 | N | 01/2026 | | |
| 43235 | CRISSIUMAL | 12/14/1983 | Active | 42 | 6 | 1 | 13.51% | 34 | 2 | 4 | Y | | N | 05/2025 | | |
| 16836 | CRUZ ALTA | 03/09/1960 | Active | 40 | 3 | 3 | 0.00% | 41 | 3 | 1 | Y | | | 01/2026 | | \$312.65 |
| Exc Award (06/30/2021) | | | | | | | | | | | | | | | | |
| 148847 | Cruz Alta Iuri N Ribas | 11/02/2021 | Active | 18 | 0 | 1 | -5.26% | 25 | 3 | 6 | Y | | IP | 12/2024 | | |
| Exc Award (06/30/2022, 06/30/2023) | | | | | | | | | | | | | | | | |
| 16839 | DOM PEDRITO | 05/28/1961 | Active | 43 | 0 | 7 | -14.00% | 44 | 8 | 0 | Y | | N | 12/2025 | | \$35.69 |
| Exc Award (06/30/2018, 06/30/2020, 06/30/2021, 06/30/2022) | | | | | | | | | | | | | | | | |
| 16841 | FREDERICO WESTPHALEN | 11/23/1960 | Active | 36 | 1 | 0 | 2.86% | 36 | | 2 | Y | | N | 08/2025 | | \$37.25 |
| Exc Award (06/30/2016, 06/30/2017, 06/30/2018, 06/30/2020, 06/30/2021) | | | | | | | | | | | | | | | | |



Club Health Assessment for District LD 4 through January 2026

| | | | Status | Membership | | | | | | Reports | | | | Finance | | LCIF |
|--|---------------------------|--------------|-------------------------------------|-------------------------|-------------------|---------------------|---------------------|-------------------------|---------------------------------------|--------------------------------|--------------------------------|---------------------------------|-------------------|--------------------------------------|-----------------|---------------|
| Club Number | Club Name | Charter Date | Times in Status Quo in Past 2 Years | Current Member Count ** | YTD Members Added | YTD Members Dropped | YTD Net Growth% *** | Member Count 1 Year Ago | Dropped Members Avg.Length of Service | Months Since Membership Update | Current Officers Reported **** | Current President Repeated Term | VP Reported ***** | Last Date Reported Service (mm/yyyy) | Account Balance | YTD Donations |
| 16845 | IBIRUBA | 03/08/1960 | Active | 45 | 0 | 4 | -8.16% | 31 | 0 | 0 | Y | | N | 10/2025 | 90+ Days | \$1,037.53 |
| Exc Award (06/30/2020) | | | | | | | | | | | | | | | | |
| 16846 | IJUI | 10/25/1959 | Active | 74 | 0 | 0 | 0.00% | 74 | | 7 | Y | | N | 01/2026 | | \$1,037.62 |
| Exc Award (06/30/2023, 06/30/2024) | | | | | | | | | | | | | | | | |
| 16848 | ITAQUI | 11/05/1961 | Active | 63 | 9 | 2 | 12.50% | 56 | 2 | 1 | Y | | R | 12/2025 | | \$61.85 |
| Exc Award (06/30/2021, 06/30/2024) | | | | | | | | | | | | | | | | |
| 16849 | JAGUARI | 05/26/1961 | Active | 29 | 0 | 2 | -6.45% | 33 | 11 | 1 | N | None | R | 12/2025 | | |
| 65493 | JULIO DE CASTILHOS CENTRO | 06/03/2002 | Active | 39 | 14 | 0 | 56.00% | 28 | | 1 | Y | | N | 12/2025 | | \$36.85 |
| Exc Award (06/30/2024) | | | | | | | | | | | | | | | | |
| 16850 | PALMEIRA DAS MISSOES | 04/27/1960 | Active | 15 | 0 | 8 | -34.78% | 27 | 12 | 1 | Y | | N | 12/2025 | | |
| Exc Award (06/30/2018) | | | | | | | | | | | | | | | | |
| 16851 | PANAMBI | 09/06/1960 | Active | 58 | 4 | 0 | 7.41% | 56 | | 2 | Y | | N | 09/2025 | \$37.25 | |
| Exc Award (06/30/2017, 06/30/2018) | | | | | | | | | | | | | | | | |
| 33944 | PEJUCARA | 05/31/1977 | Active(1) | 23 | 0 | 9 | -28.13% | 25 | 6 | 3 | Y | 2 | | 11/2025 | 90+ Days | |
| 43362 | PORTO XAVIER | 01/06/1984 | Active | 22 | 1 | 0 | 4.76% | 22 | | 3 | Y | | N | 12/2025 | | \$50.29 |
| Exc Award (06/30/2024) | | | | | | | | | | | | | | | | |
| 16853 | QUARAI | 08/01/1964 | Active | 17 | 3 | 0 | 21.43% | 15 | | 1 | Y | 3 | N | 10/2025 | 90+ Days | \$36.85 |
| 139393 | Quevedos | 08/09/2019 | Active | 35 | 0 | 4 | -10.26% | 33 | 5 | 0 | Y | 2 | N | 12/2025 | | \$37.25 |
| 16854 | RESTINGA SECA | 06/15/1967 | Active | 25 | 3 | 2 | 4.17% | 25 | 1 | 1 | Y | | | 10/2025 | | \$36.85 |
| 16855 | ROSARIO DO SUL | 05/01/1961 | Active | 44 | 3 | 4 | -2.22% | 45 | 6 | 1 | Y | | N | 01/2026 | | \$1,037.25 |
| 49795 | SANTA MARIA CAMOBI | 08/04/1989 | Active | 32 | 1 | 2 | -3.03% | 32 | 5 | 2 | Y | | N | 12/2025 | | \$136.85 |
| Exc Award (06/30/2020, 06/30/2021, 06/30/2024) | | | | | | | | | | | | | | | | |
| 16864 | SANTA MARIA CENTRO | 10/25/1958 | Active | 19 | 1 | 1 | 0.00% | 20 | 19 | 2 | Y | | N | 11/2025 | | \$36.85 |
| 16856 | SANTA MARIA DORES | 06/28/1972 | Active | 45 | 0 | 4 | -8.16% | 44 | 8 | 1 | Y | | N | 01/2026 | | \$36.85 |
| Exc Award (06/30/2021, 06/30/2022) | | | | | | | | | | | | | | | | |
| 16861 | SANTA MARIA ITARARE | 03/27/1962 | Active | 19 | 0 | 0 | 0.00% | 19 | | 20 | Y | 3 | | 05/2025 | | |
| 63346 | SANTA MARIA MEDIANEIRA | 06/23/2000 | Active | 33 | 0 | 2 | -5.71% | 35 | 22 | 1 | Y | | N | 12/2025 | | \$36.85 |
| Exc Award (06/30/2016, 06/30/2018, 06/30/2023) | | | | | | | | | | | | | | | | |
| 16865 | SANTA ROSA CENTRO | 03/06/1960 | Active | 34 | 0 | 0 | 0.00% | 39 | | 4 | Y | | N | 10/2025 | | \$37.53 |
| Exc Award (06/30/2018) | | | | | | | | | | | | | | | | |



Club Health Assessment for District LD 4 through January 2026

| | | | Status | Membership | | | | | | Reports | | | | Finance | LCIF | |
|-------------|--|--------------|-------------------------------------|-------------------------|-------------------|---------------------|---------------------|-------------------------|---------------------------------------|--------------------------------|--------------------------------|---------------------------------|-------------------|--------------------------------------|-----------------|---------------|
| Club Number | Club Name | Charter Date | Times in Status Quo in Past 2 Years | Current Member Count ** | YTD Members Added | YTD Members Dropped | YTD Net Growth% *** | Member Count 1 Year Ago | Dropped Members Avg.Length of Service | Months Since Membership Update | Current Officers Reported **** | Current President Repeated Term | VP Reported ***** | Last Date Reported Service (mm/yyyy) | Account Balance | YTD Donations |
| 156413 | Santa Rosa União | 11/10/2023 | Active | 47 | 3 | 2 | 2.17% | 43 | 2 | 0 | Y | | N | 11/2025 | | \$39.27 |
| 16862 | SANTANA DO LIVRAMENTO | 06/01/1961 | Active | 42 | 7 | 0 | 20.00% | 37 | | 2 | N | None | N | 10/2025 | | \$74.50 |
| | Exc Award (06/30/2016) | | | | | | | | | | | | | | | |
| 44032 | SANTIAGO CENTENARIO | 06/30/1984 | Active | 16 | 0 | 5 | -23.81% | 17 | 4 | 1 | Y | 2 | N | 12/2025 | | \$85.81 |
| | Exc Award (06/30/2022, 06/30/2024) | | | | | | | | | | | | | | | |
| 16866 | SANTIAGO CENTRO | 11/15/1960 | Active | 65 | 0 | 0 | 0.00% | 63 | | 6 | Y | | N | 12/2025 | | \$40.00 |
| | Exc Award (06/30/2021, 06/30/2022, 06/30/2024) | | | | | | | | | | | | | | | |
| 16867 | SANTO ANGELO | 11/09/1957 | Active | 43 | 1 | 3 | -4.44% | 43 | 8 | 1 | Y | | N | 12/2025 | | \$36.85 |
| | Exc Award (06/30/2022, 06/30/2023, 06/30/2024) | | | | | | | | | | | | | | | |
| 16863 | SANTO ANGELO TIARAJU | 07/28/1963 | Active | 40 | 5 | 1 | 11.11% | 38 | 18 | 1 | Y | | N | 12/2025 | | \$40.85 |
| | Exc Award (06/30/2021) | | | | | | | | | | | | | | | |
| 57625 | SANTO ANGELO UNIVERSITARIO | 12/05/1995 | Active | 45 | 2 | 7 | -10.00% | 54 | 15 | 1 | Y | | N | 01/2026 | | \$1,096.87 |
| | Exc Award (06/30/2017, 06/30/2020, 06/30/2021, 06/30/2024) | | | | | | | | | | | | | | | |
| 16870 | SANTO AUGUSTO | 07/20/1972 | Active | 85 | 11 | 2 | 11.84% | 73 | 0 | 1 | Y | | N | 12/2025 | | \$37.25 |
| | Exc Award (06/30/2021) | | | | | | | | | | | | | | | |
| 16859 | SANTO CRISTO | 12/22/1965 | Active | 41 | 5 | 0 | 13.89% | 36 | | 2 | Y | 2 | N | 05/2024 | | \$37.25 |
| | Exc Award (06/30/2017) | | | | | | | | | | | | | | | |
| 16860 | SAO BORJA | 10/14/1962 | Active | 30 | 2 | 1 | 3.45% | 30 | 13 | 4 | Y | | | 07/2024 | | \$35.69 |
| | Exc Award (06/30/2021, 06/30/2023) | | | | | | | | | | | | | | | |
| 61797 | SAO FRANCISCO DE ASSIS | 04/21/1999 | Active | 73 | 5 | 0 | 7.35% | 68 | | 5 | Y | | R | 01/2026 | | |
| | Exc Award (06/30/2018, 06/30/2021, 06/30/2023, 06/30/2024) | | | | | | | | | | | | | | | |
| 16868 | SAO GABRIEL | 05/02/1961 | Active | 12 | 0 | 0 | 0.00% | 12 | | 8 | Y | | R | 10/2025 | | \$35.69 |
| 130567 | São Gabriel Plácido de Castro | 04/17/2017 | Active | 18 | 3 | 1 | 12.50% | 19 | 27 | 0 | Y | | | 12/2024 | | \$35.69 |
| 146736 | SÃO MIGUEL DAS MISSÕES | 06/16/2021 | Active(2) | 10 | 3 | 1 | 25.00% | 21 | 2 | 3 | Y | | N | 09/2023 | | |
| 16872 | SAO PEDRO DO SUL | 11/30/1964 | Active | 83 | 0 | 2 | -2.35% | 83 | 4 | 4 | Y | | N | 01/2026 | | \$66.85 |
| | Exc Award (06/30/2019, 06/30/2020, 06/30/2024) | | | | | | | | | | | | | | | |
| 16842 | SAO VICENTE DO SUL | 05/31/1969 | Active | 40 | 0 | 0 | 0.00% | 38 | | 6 | Y | | N | 09/2025 | | \$35.69 |
| 129794 | Seberi Centenario | 01/18/2017 | Active | 52 | 0 | 4 | -7.14% | 54 | 2 | 2 | Y | | N | 11/2025 | | \$37.25 |
| 30959 | TRES DE MAIO | 06/23/1975 | Active | 72 | 7 | 5 | 2.86% | 73 | 12 | 1 | Y | | N | 01/2026 | | \$167.63 |



Club Health Assessment for District LD 4 through January 2026

| | | | Status | Membership | | | | | | Reports | | | | Finance | LCIF | |
|--|----------------------------|--------------|-------------------------------------|-------------------------|-------------------|---------------------|---------------------|-------------------------|---------------------------------------|--------------------------------|--------------------------------|---------------------------------|-------------------|--------------------------------------|-----------------|---------------|
| Club Number | Club Name | Charter Date | Times in Status Quo in Past 2 Years | Current Member Count ** | YTD Members Added | YTD Members Dropped | YTD Net Growth% *** | Member Count 1 Year Ago | Dropped Members Avg.Length of Service | Months Since Membership Update | Current Officers Reported **** | Current President Repeated Term | VP Reported ***** | Last Date Reported Service (mm/yyyy) | Account Balance | YTD Donations |
| Exc Award (06/30/2021, 06/30/2022) | | | | | | | | | | | | | | | | |
| 16875 | TRES PASSOS | 04/28/1960 | Active | 35 | 10 | 0 | 40.00% | 26 | | 3 | Y | | N | 10/2025 | | \$37.25 |
| 16874 | TRES PASSOS TUCUMA | 01/27/1972 | Active | 81 | 9 | 1 | 10.96% | 73 | 25 | 2 | Y | | N | 09/2025 | | \$1,037.25 |
| Exc Award (06/30/2017, 06/30/2023, 06/30/2024) | | | | | | | | | | | | | | | | |
| 37122 | TUCUNDUVA | 05/21/1979 | Active | 37 | 3 | 10 | -15.91% | 42 | 5 | 1 | Y | | N | 01/2026 | | \$56.01 |
| Exc Award (06/30/2021) | | | | | | | | | | | | | | | | |
| 16877 | TUPARENDI | 06/04/1962 | Active | 38 | 5 | 6 | -2.56% | 35 | 6 | 1 | Y | | | 11/2025 | | \$1,072.00 |
| Exc Award (06/30/2024) | | | | | | | | | | | | | | | | |
| 16876 | URUGUAIANA | 05/10/1961 | Active | 29 | 2 | 2 | 0.00% | 28 | 8 | 1 | Y | | | 05/2025 | | \$72.54 |
| Exc Award (06/30/2018) | | | | | | | | | | | | | | | | |
| 47388 | URUGUAIANA TRES FRONTEIRAS | 05/28/1987 | Active | 59 | 9 | 0 | 18.00% | 59 | | 0 | Y | | N | 01/2026 | | \$805.43 |
| Exc Award (06/30/2022) | | | | | | | | | | | | | | | | |

Clubs Cancelled Previous Fiscal Year – Clubs Cancelled within last 12 months may be reinstated

| Club Number | Club Name | Charter Date | Current Status* | Cancellation Date |
|-------------|--------------------|--------------|-----------------|-------------------|
| 45695 | SAO GABRIEL BATOVI | 01/10/1986 | Cancelled(6*) | 01/29/2025 |

| Current Total Clubs Count | YTD New Clubs Count | YTD Cancelled Clubs Count | YTD Net Club Gain | Current Total Members Count | YTD Add | YTD Drop | YTD Net Growth | YTD Net Growth % | Member Count 12 Months Ago | Average Member Count Per Club | % of Clubs with less than 20 members | % No Officer Report in 12 Months | % of Clubs with balance 90+ days | Number of Clubs in Status Quo | % Status Quo Clubs in Financial Suspension | Number of Cancelled Clubs | Average Cancelled Club Age | Members Lost Due to Cancellation | % of Clubs Cancelled for Non-Financial Reasons |
|---------------------------|---------------------|---------------------------|-------------------|-----------------------------|---------|----------|----------------|------------------|----------------------------|-------------------------------|--------------------------------------|----------------------------------|----------------------------------|-------------------------------|--|---------------------------|----------------------------|----------------------------------|--|
| 60 | 1 | 0 | 1 | 2,375 | 203 | 129 | 74 | 3.22% | 2,262 | 40 | 17% | 0% | 7% | 0 | 0% | 0 | 0 | 0 | 0% |

* - P - Priority Club. Cancellation Reasons: 1-Objectives/conduct, 2-Non-active club, 5-Non-existing club, 6-Disbanding, 7-Merger, 8-Financial Suspension, 9-District/Multiple District Dues.

** Red denotes below 15 active members.

*** Red denotes 20% + loss.

**** Y - all 3 (President, Secretary, Treasurer) club officers reported, N - not all 3 reported.

***** Abbreviation: N-New, IP-Immediate Past, R-Repeat.



Club Health Assessment for District LD 5 through January 2026

INTERNATIONAL

| | | | Status | Membership | | | | | Reports | | | | Finance | | LCIF | |
|-------------------------------|---|--------------|-------------------------------------|-------------------------|-------------------|---------------------|---------------------|-------------------------|---------------------------------------|--------------------------------|--------------------------------|---------------------------------|-------------------|--------------------------------------|-----------------|---------------|
| Club Number | Club Name | Charter Date | Times in Status Quo in Past 2 Years | Current Member Count ** | YTD Members Added | YTD Members Dropped | YTD Net Growth% *** | Member Count 1 Year Ago | Dropped Members Avg.Length of Service | Months Since Membership Update | Current Officers Reported **** | Current President Repeated Term | VP Reported ***** | Last Date Reported Service (mm/yyyy) | Account Balance | YTD Donations |
| Clubs less than two years old | | | | | | | | | | | | | | | | |
| 189109 | Bela Vista do Toldo - TeaColhe | 08/19/2025 | Active | 20 | 20 | 0 | 100.00% | 0 | | 5 | Y | | | 12/2025 | 90+ Days | |
| 158003 | Ibirama Centro | 04/22/2024 | Active | 32 | 13 | 0 | 68.42% | 21 | | 1 | Y | | R | 10/2025 | | |
| 190865 | Itapoá | 11/04/2025 | Newly Chartered | 11 | 20 | 9 | 100.00% | 0 | 0 | 1 | Y | | | 12/2025 | | |
| 182937 | Porto Belo Causa Autismo | 06/19/2025 | Active | 13 | 0 | 12 | -48.00% | 0 | 0 | 2 | Y | | | 11/2025 | | |
| 183118 | Santa Terezinha Causa Médio Ambiente | 06/26/2025 | Active | 24 | 4 | 0 | 20.00% | 0 | | 1 | Y | 2 | | 12/2025 | | |
| Clubs more than two years old | | | | | | | | | | | | | | | | |
| 37825 | ARAQUARI Exc Award (06/30/2016, 06/30/2017, 06/30/2018) | 12/20/1979 | Active | 51 | 5 | 2 | 6.25% | 48 | 1 | 3 | Y | 2 | N | 01/2026 | 90+ Days | \$50.00 |
| 49732 | BALNEÁRIO CAMBORIÚ BARRA SUL Exc Award (06/30/2017, 06/30/2019, 06/30/2021) | 06/30/1989 | Active | 32 | 0 | 0 | 0.00% | 32 | | 19 | Y | | N | 12/2025 | | |
| 16879 | BALNEARIO CAMBORIU CENTRO Exc Award (06/30/2017, 06/30/2018, 06/30/2024) | 10/01/1971 | Active | 80 | 0 | 1 | -1.23% | 77 | 5 | 3 | Y | | R | 11/2025 | 90+ Days | |
| 57103 | BALNEARIO CAMBORIU CL GOV CE G Exc Award (06/30/2017, 06/30/2024) | 06/23/1995 | Active | 20 | 3 | 1 | 11.11% | 15 | 0 | 0 | Y | 3 | R | 11/2025 | 90+ Days | |
| 141609 | Balneario Camboriu Helen Keller Exc Award (06/30/2023) | 06/18/2020 | Active | 31 | 1 | 13 | -27.91% | 38 | 4 | 1 | Y | | | 10/2025 | | |
| 37163 | BALNEARIO CAMBORIU LEAO DO MAR | 05/31/1979 | Active | 14 | 6 | 0 | 75.00% | 9 | | 3 | Y | 3 | R | 08/2025 | 90+ Days | |
| 115356 | BARRA VELHA SÃO JOÃO DO ITAPERIÚ | 10/26/2011 | Active | 18 | 0 | 0 | 0.00% | 17 | | 8 | Y | 2 | R | 02/2025 | | |
| 16881 | BLUMENAU CIDADE JARDIM | 01/11/1971 | Active | 14 | 0 | 3 | -17.65% | 16 | 1 | 0 | Y | | N | 01/2026 | | |
| 37123 | BLUMENAU DOUTOR BLUMENAU Exc Award (06/30/2016, 06/30/2017, 06/30/2019, 06/30/2021, 06/30/2024) | 05/21/1979 | Active | 28 | 0 | 3 | -9.68% | 26 | 18 | 0 | Y | | N | 01/2026 | | |
| 34648 | BLUMENAU GARCIA Exc Award (06/30/2016, 06/30/2017) | 11/17/1977 | Active | 16 | 0 | 0 | 0.00% | 16 | | 8 | Y | | N | 12/2025 | | |
| 122179 | Blumenau Integração | 05/12/2014 | Active | 37 | 1 | 6 | -11.90% | 48 | 2 | 0 | Y | | N | 01/2026 | | |



Club Health Assessment for District LD 5 through January 2026

| | | | Status | Membership | | | | | | Reports | | | | Finance | | LCIF |
|--|-------------------------------|--------------|-------------------------------------|-------------------------|-------------------|---------------------|---------------------|-------------------------|---------------------------------------|--------------------------------|--------------------------------|---------------------------------|-------------------|--------------------------------------|-----------------|---------------|
| Club Number | Club Name | Charter Date | Times in Status Quo in Past 2 Years | Current Member Count ** | YTD Members Added | YTD Members Dropped | YTD Net Growth% *** | Member Count 1 Year Ago | Dropped Members Avg.Length of Service | Months Since Membership Update | Current Officers Reported **** | Current President Repeated Term | VP Reported ***** | Last Date Reported Service (mm/yyyy) | Account Balance | YTD Donations |
| Exc Award (06/30/2016, 06/30/2017, 06/30/2018, 06/30/2019, 06/30/2021, 06/30/2023, 06/30/2024) | | | | | | | | | | | | | | | | |
| 16882 | BLUMENAU SUL | 12/14/1962 | Active | 8 | 0 | 0 | 0.00% | 8 | | 8 | Y | | R | 01/2026 | | |
| Exc Award (06/30/2019) | | | | | | | | | | | | | | | | |
| 148580 | Bombinhas - Autismo | 10/11/2021 | Active | 24 | 8 | 7 | 4.35% | 20 | 2 | 0 | Y | | N | 01/2026 | | |
| Exc Award (06/30/2023) | | | | | | | | | | | | | | | | |
| 16884 | BRUSQUE BERCO DA FIACAO | 11/27/1972 | Active | 16 | 0 | 2 | -11.11% | 20 | 1 | 0 | Y | | IP | 01/2026 | | |
| Exc Award (06/30/2018) | | | | | | | | | | | | | | | | |
| 16883 | BRUSQUE CENTRO | 01/18/1954 | Active | 17 | 0 | 2 | -10.53% | 19 | 13 | 1 | Y | 2 | N | 01/2026 | | |
| Exc Award (06/30/2019) | | | | | | | | | | | | | | | | |
| 119735 | Camboriu | 06/21/2013 | Active | 20 | 4 | 2 | 11.11% | 15 | 6 | 0 | Y | | N | 01/2026 | 90+ Days | |
| 140870 | Campo Alegre Paraíso da Serra | 02/24/2020 | Active(2) | 6 | 6 | 16 | -62.50% | 10 | 1 | 1 | Y | | | 08/2025 | | |
| 149346 | Canoinhas Amor a Vida | 01/06/2022 | Active(2) | 13 | 0 | 1 | -7.14% | 8 | 2 | 4 | Y | | N | 11/2025 | | |
| 125241 | Canoinhas Leões do Planalto | 06/23/2015 | P- Active(1) | 18 | 4 | 11 | -28.00% | 14 | 1 | 1 | N | | N | 12/2025 | | |
| Exc Award (06/30/2016) | | | | | | | | | | | | | | | | |
| 45327 | CANOINHAS OURO VERDE | 08/29/1985 | Active | 33 | 3 | 0 | 10.00% | 34 | | 5 | Y | | N | 01/2026 | | |
| Exc Award (06/30/2016, 06/30/2018, 06/30/2019, 06/30/2021) | | | | | | | | | | | | | | | | |
| 48103 | CIDADE DE JOINVILLE | 02/04/1988 | Active | 21 | 0 | 0 | 0.00% | 22 | | 5 | Y | 2 | | 12/2025 | | |
| Exc Award (06/30/2016, 06/30/2019) | | | | | | | | | | | | | | | | |
| 16887 | CORUPA | 10/21/1967 | Active | 43 | 0 | 2 | -4.44% | 46 | 3 | 0 | Y | 2 | R | 01/2026 | | \$1,000.00 |
| Exc Award (06/30/2016, 06/30/2017, 06/30/2018, 06/30/2023) | | | | | | | | | | | | | | | | |
| 16893 | GASPAR | 11/06/1961 | Active | 19 | 0 | 0 | 0.00% | 16 | | 6 | Y | 3 | N | 01/2026 | | |
| Exc Award (06/30/2016, 06/30/2017) | | | | | | | | | | | | | | | | |
| 154715 | Indaial Vitória Régia | 06/14/2023 | Active | 24 | 3 | 1 | 9.09% | 18 | 0 | 3 | Y | | | 10/2025 | | |
| 36385 | ITAIOPOLIS | 12/26/1978 | Active | 28 | 0 | 5 | -15.15% | 45 | 15 | 2 | Y | | N | 11/2025 | | |
| 16896 | ITAJAI | 05/15/1953 | Active | 22 | 2 | 2 | 0.00% | 25 | 1 | 4 | Y | | | 10/2025 | 90+ Days | \$2,009.92 |
| Exc Award (06/30/2019) | | | | | | | | | | | | | | | | |
| 149746 | Itajaí Aliança | 02/07/2022 | Active | 15 | 1 | 6 | -25.00% | 13 | 1 | 2 | Y | | N | 10/2025 | | |
| 32092 | ITAJAI PRAIA | 04/07/1976 | Active | 31 | 1 | 5 | -11.43% | 35 | 4 | 3 | Y | | N | 11/2025 | | |
| Exc Award (06/30/2016) | | | | | | | | | | | | | | | | |



Club Health Assessment for District LD 5 through January 2026

| | | | Status | Membership | | | | | | Reports | | | | Finance | | LCIF |
|--|---------------------------------------|--------------|-------------------------------------|-------------------------|-------------------|---------------------|---------------------|-------------------------|---------------------------------------|--------------------------------|--------------------------------|---------------------------------|-------------------|--------------------------------------|-----------------|---------------|
| Club Number | Club Name | Charter Date | Times in Status Quo in Past 2 Years | Current Member Count ** | YTD Members Added | YTD Members Dropped | YTD Net Growth% *** | Member Count 1 Year Ago | Dropped Members Avg.Length of Service | Months Since Membership Update | Current Officers Reported **** | Current President Repeated Term | VP Reported ***** | Last Date Reported Service (mm/yyyy) | Account Balance | YTD Donations |
| 16895 | ITAJAI SUL | 02/01/1969 | Active | 22 | 6 | 5 | 4.76% | 20 | 4 | 4 | Y | | N | 11/2025 | 90+ Days | |
| 16897 | ITAJAI VERDE VALE | 03/29/1972 | Active | 27 | 4 | 2 | 8.00% | 22 | 4 | 1 | Y | | IP | 01/2026 | | |
| Exc Award (06/30/2018, 06/30/2024) | | | | | | | | | | | | | | | | |
| 56456 | ITAPEMA | 01/18/1995 | Active | 33 | 9 | 5 | 13.79% | 27 | 20 | 1 | Y | | N | 01/2026 | | \$1,106.22 |
| Exc Award (06/30/2017) | | | | | | | | | | | | | | | | |
| 16899 | JARAGUA DO SUL | 02/10/1962 | Active | 12 | 0 | 1 | -7.69% | 14 | 1 | 3 | Y | 2 | | 01/2025 | | |
| 131224 | Joinville Iririu | 06/20/2017 | Active | 20 | 0 | 0 | 0.00% | 17 | | 7 | Y | 2 | R | 12/2025 | | |
| 57450 | MAFRA CENTRO | 10/24/1995 | Active(2) | 2 | 0 | 19 | -90.48% | 1 | 1 | 2 | N | | | 01/2024 | | |
| Exc Award (06/30/2018) | | | | | | | | | | | | | | | | |
| 38307 | MAFRA PEROLA DO PLANALTO | 04/01/1980 | Active | 23 | 5 | 6 | -4.17% | 22 | 4 | 0 | Y | | N | 01/2026 | | |
| Exc Award (06/30/2016, 06/30/2017, 06/30/2024) | | | | | | | | | | | | | | | | |
| 136264 | Monte Castelo Sustentabilidade Social | 09/04/2018 | Active(3) | 16 | 6 | 15 | -36.00% | 15 | 2 | 1 | Y | 2 | N | 12/2025 | | |
| 59748 | NAVEGANTES | 06/25/1997 | Active | 66 | 14 | 3 | 20.00% | 55 | 11 | 0 | Y | | | 01/2026 | | \$100.00 |
| Exc Award (06/30/2024) | | | | | | | | | | | | | | | | |
| 16906 | PRESIDENTE GETULIO | 06/23/1962 | Active | 19 | 0 | 1 | -5.00% | 20 | 38 | 1 | Y | | N | 12/2025 | | |
| Exc Award (06/30/2018, 06/30/2019) | | | | | | | | | | | | | | | | |
| 16908 | RIO DO SUL BELA ALIANCA | 11/01/1971 | Active | 46 | 3 | 5 | -4.17% | 48 | 2 | 3 | Y | 2 | N | 11/2025 | | |
| Exc Award (06/30/2016, 06/30/2017, 06/30/2019, 06/30/2023) | | | | | | | | | | | | | | | | |
| 37340 | RIO NEGRINHO | 06/25/1979 | Active | 58 | 0 | 2 | -3.33% | 51 | 26 | 0 | Y | | R | 12/2025 | | |
| Exc Award (06/30/2016, 06/30/2023) | | | | | | | | | | | | | | | | |
| 16910 | SAO BENTO DO SUL | 05/27/1967 | Active | 52 | 9 | 1 | 18.18% | 39 | 31 | 3 | Y | | N | 01/2026 | | |
| Exc Award (06/30/2016, 06/30/2019) | | | | | | | | | | | | | | | | |
| 16911 | SAO FRANCISCO DO SUL | 04/10/1954 | Active | 42 | 15 | 9 | 16.67% | 38 | 0 | 2 | Y | | N | 12/2025 | | |
| Exc Award (06/30/2016, 06/30/2022) | | | | | | | | | | | | | | | | |
| 16913 | TAIO | 06/15/1969 | Active | 28 | 0 | 0 | 0.00% | 28 | | 23 | N | | N | 10/2025 | | |
| Exc Award (06/30/2016, 06/30/2018) | | | | | | | | | | | | | | | | |
| 16914 | TIJUCAS | 08/15/1956 | Active | 40 | 1 | 2 | -2.44% | 39 | 13 | 0 | N | | R | 01/2026 | | \$25.00 |
| 16915 | TIMBO | 06/18/1966 | Active | 29 | 5 | 6 | -3.33% | 29 | 8 | 0 | Y | | N | 01/2026 | | |
| Exc Award (06/30/2017) | | | | | | | | | | | | | | | | |
| 128007 | Tres Barras | 06/20/2016 | Active | 26 | 0 | 0 | 0.00% | 28 | | 7 | Y | | N | 01/2026 | | |



Club Health Assessment for District LD 5 through January 2026

INTERNATIONAL

| | | | | | | Status | | Membership | | | | | Reports | | | | Finance | | LCIF | |
|------------------------------------|---------------------|---------------------------|-------------------|-----------------------------|---------|-------------------------------------|----------------|----------------------------|-------------------------------|--------------------------------------|----------------------------------|----------------------------------|---------------------------------------|--|--------------------------------|---------------------------------|----------------------------------|--|-----------------|---------------|
| Club Number | Club Name | Charter Date | | | | Times in Status Quo in Past 2 Years | | Current Member Count ** | YTD Members Added | YTD Members Dropped | YTD Net Growth*** | Member Count 1 Year Ago | Dropped Members Avg.Length of Service | Months Since Membership Update | Current Officers Reported **** | Current President Repeated Term | VP Reported ***** | Last Date Reported Service (mm/yyyy) | Account Balance | YTD Donations |
| Exc Award (06/30/2017, 06/30/2022) | | | | | | | | | | | | | | | | | | | | |
| Current Total Clubs Count | YTD New Clubs Count | YTD Cancelled Clubs Count | YTD Net Club Gain | Current Total Members Count | YTD Add | YTD Drop | YTD Net Growth | Member Count 12 Months Ago | Average Member Count Per Club | % of Clubs with less than 20 members | % No Officer Report in 12 Months | % of Clubs with balance 90+ days | Number of Clubs in Status Quo | % Status Quo Clubs in Financial Suspension | Number of Cancelled Clubs | Average Cancelled Club Age | Members Lost Due to Cancellation | % of Clubs Cancelled for Non-Financial Reasons | | |
| 51 | 2 | 0 | 2 | 1,360 | 182 | 194 | -12 | -0.87% | 1,244 | 27 | 35% | 0% | 16% | 0 | 0% | 0 | 0 | 0 | 0% | |

* - P - Priority Club. Cancellation Reasons: 1-Objectives/conduct, 2-Non-active club, 5-Non-existing club, 6-Disbanding, 7-Merger, 8-Financial Suspension, 9-District/Multiple District Dues.

** Red denotes below 15 active members.

*** Red denotes 20% + loss.

**** Y - all 3 (President, Secretary, Treasurer) club officers reported, N - not all 3 reported.

***** Abbreviation: N-New, IP-Immediate Past, R-Repeat.




Club Health Assessment for District LD 6 through January 2026

| | | | Status | Membership | | | | | | Reports | | | | Finance | LCIF | |
|-------------------------------|-------------------------|--------------|-------------------------------------|-------------------------|-------------------|---------------------|---------------------|-------------------------|---------------------------------------|--------------------------------|--------------------------------|---------------------------------|-------------------|--------------------------------------|-----------------|---------------|
| Club Number | Club Name | Charter Date | Times in Status Quo in Past 2 Years | Current Member Count ** | YTD Members Added | YTD Members Dropped | YTD Net Growth% *** | Member Count 1 Year Ago | Dropped Members Avg.Length of Service | Months Since Membership Update | Current Officers Reported **** | Current President Repeated Term | VP Reported ***** | Last Date Reported Service (mm/yyyy) | Account Balance | YTD Donations |
| Clubs less than two years old | | | | | | | | | | | | | | | | |
| 171879 | Itambe | 05/30/2024 | Active | 27 | 0 | 2 | -6.90% | 27 | 1 | 3 | Y | 3 | R | 12/2025 | | |
| Clubs more than two years old | | | | | | | | | | | | | | | | |
| 31940 | ALTONIA | 03/29/1976 | Active | 22 | 0 | 4 | -15.38% | 28 | 2 | 6 | Y | | | 07/2025 | | |
| 17457 | APUCARANA | 07/17/1955 | Active(1) | 19 | 0 | 3 | -13.64% | 22 | 43 | 4 | Y | 2 | | 11/2025 | | |
| 57505 | APUCARANA VITORIA REGIA | 11/30/1995 | Active | 20 | 1 | 2 | -4.76% | 19 | 2 | 2 | Y | | N | 12/2025 | | |
| | Exc Award (06/30/2017) | | | | | | | | | | | | | | | |
| 17458 | ARAPONGAS | 10/24/1957 | Active | 51 | 0 | 8 | -13.56% | 45 | 2 | 0 | Y | 2 | R | 01/2026 | 90+ Days | |
| | Exc Award (06/30/2023) | | | | | | | | | | | | | | | |
| 31150 | ASTORGA | 08/29/1975 | Active | 8 | 0 | 0 | 0.00% | 8 | | 21 | Y | 3 | R | 11/2025 | | |
| 17459 | BANDEIRANTES | 06/29/1961 | Active | 21 | 0 | 2 | -8.70% | 22 | 0 | 4 | Y | | N | 12/2025 | | |
| 34582 | BANDEIRANTES IARA | 10/25/1977 | Active(2) | 18 | 18 | 0 | 100.00% | 0 | | 2 | Y | 4 | | 11/2025 | | |
| 17460 | CAMBARA | 04/03/1954 | Active | 44 | 0 | 9 | -16.98% | 55 | 3 | 2 | Y | | N | 09/2025 | | |
| | Exc Award (06/30/2023) | | | | | | | | | | | | | | | |
| 17462 | CAMBE | 05/01/1961 | Active(1) | 7 | 1 | 3 | -22.22% | 11 | 12 | 0 | Y | | | 10/2025 | | |
| 43629 | CAMBE ALIANCA | 03/12/1984 | Active | 17 | 0 | 0 | 0.00% | 15 | | 10 | Y | | N | 12/2025 | | |
| 17461 | CAMPO MOURAO | 11/24/1967 | Active | 63 | 6 | 4 | 3.28% | 55 | 5 | 2 | Y | | N | 12/2025 | | |
| 17464 | CIANORTE | 05/01/1963 | Active | 22 | 0 | 5 | -18.52% | 27 | 9 | 2 | Y | 3 | N | 09/2025 | | |
| 17466 | CIDADE GAUCHA | 09/03/1966 | Active | 43 | 0 | 2 | -4.44% | 41 | 3 | 1 | Y | | N | 01/2026 | | |
| 17467 | COLORADO | 06/06/1970 | Active(2) | 1 | 0 | 0 | 0.00% | 1 | | 21 | N | None | | 05/2021 | | |
| 17463 | CORNELIO PROCOPIO | 11/07/1954 | Active | 34 | 3 | 2 | 3.03% | 37 | 6 | 1 | Y | 2 | N | 01/2026 | | |
| | Exc Award (06/30/2023) | | | | | | | | | | | | | | | |
| 17465 | CRUZEIRO DO OESTE | 11/09/1955 | Active | 60 | 6 | 3 | 5.26% | 52 | 1 | 3 | Y | | N | 11/2025 | 90+ Days | \$997.79 |
| 29537 | IPORA | 06/28/1974 | Active | 43 | 2 | 9 | -14.00% | 45 | 6 | 0 | N | | R | 01/2026 | | |
| | Exc Award (06/30/2023) | | | | | | | | | | | | | | | |
| 38462 | IVAIPORA | 05/01/1980 | Active | 5 | 0 | 0 | 0.00% | 5 | | 21 | Y | 16 | R | 08/2025 | | |
| 63235 | JANDAIA DO SUL | 05/30/2000 | Active | 20 | 0 | 0 | 0.00% | 20 | | 13 | Y | | N | 08/2025 | | |
| 17476 | LONDRINA CENTRO | 10/30/1954 | Active | 18 | 2 | 2 | 0.00% | 19 | 53 | 1 | Y | 7 | R | 11/2025 | | |
| 17477 | LONDRINA IGAPO | 05/26/1969 | Active(1) | 15 | 0 | 2 | -11.76% | 19 | 1 | 5 | Y | | IP | 12/2025 | | |



Club Health Assessment for District LD 6 through January 2026

|  | | | Status | Membership | | | | | | Reports | | | | Finance | | LCIF |
|--|------------------------------------|--------------|-------------------------------------|-------------------------|-------------------|---------------------|---------------------|-------------------------|---------------------------------------|--------------------------------|--------------------------------|---------------------------------|-------------------|--------------------------------------|-----------------|---------------|
| Club Number | Club Name | Charter Date | Times in Status Quo in Past 2 Years | Current Member Count ** | YTD Members Added | YTD Members Dropped | YTD Net Growth% *** | Member Count 1 Year Ago | Dropped Members Avg.Length of Service | Months Since Membership Update | Current Officers Reported **** | Current President Repeated Term | VP Reported ***** | Last Date Reported Service (mm/yyyy) | Account Balance | YTD Donations |
| 31348 | LONDRINA INDEPENDENCIA | 11/18/1975 | Active | 12 | 1 | 4 | -20.00% | 20 | 3 | 1 | Y | | N | 11/2025 | | |
| | Exc Award (06/30/2017) | | | | | | | | | | | | | | | |
| 17480 | MANDAGUARI | 03/16/1970 | Active | 45 | 0 | 5 | -10.00% | 40 | 7 | 4 | Y | | N | 10/2025 | | \$250.16 |
| 121145 | Marialva Instituto Vicentinos | 01/15/2014 | Active(2) | 18 | 0 | 0 | 0.00% | 12 | | 6 | Y | 2 | N | 10/2025 | | |
| 17481 | MARINGA | 04/16/1955 | Active | 24 | 1 | 0 | 4.35% | 26 | | 3 | Y | | N | 12/2025 | | \$4,997.76 |
| | Exc Award (06/30/2023) | | | | | | | | | | | | | | | |
| 34104 | MARINGA CATEDRAL | 06/21/1977 | Active | 12 | 0 | 1 | -7.69% | 12 | 12 | 2 | Y | 5 | N | 12/2025 | | |
| 32224 | MARINGA CIDADE CANCAO | 05/12/1976 | Active | 36 | 5 | 12 | -16.28% | 39 | 6 | 2 | Y | | N | 12/2025 | | \$1,000.00 |
| 57506 | MARINGA CRISTAL | 11/27/1995 | Active | 19 | 0 | 0 | 0.00% | 17 | | 11 | Y | | N | 10/2025 | | |
| 78131 | MARINGA HELEN KELLER | 01/26/2004 | Active | 20 | 0 | 0 | 0.00% | 22 | | 6 | Y | 17 | N | 12/2025 | | |
| 63218 | MARINGA PIONEIROS | 05/24/2000 | Active | 18 | 2 | 1 | 5.88% | 20 | 2 | 2 | Y | | | 07/2025 | | |
| 17484 | PARANAVAI | 09/14/1963 | Active | 12 | 0 | 1 | -7.69% | 13 | 2 | 5 | Y | 2 | | 12/2025 | | |
| 41514 | PEABIRU | 06/23/1982 | Active | 37 | 0 | 9 | -19.57% | 46 | 3 | 0 | Y | | N | 10/2025 | | |
| 29538 | PEROLA | 06/28/1974 | Active | 55 | 0 | 1 | -1.79% | 55 | 38 | 0 | Y | | R | 09/2025 | | \$1,000.00 |
| | Exc Award (06/30/2023) | | | | | | | | | | | | | | | |
| 108603 | RIBEIRÃO DO PINHAL | 06/15/2010 | Active(1) | 6 | 0 | 4 | -40.00% | 12 | 11 | 2 | Y | | N | 12/2023 | | |
| | Exc Award (06/30/2018) | | | | | | | | | | | | | | | |
| 17488 | ROLANDIA | 09/10/1956 | Active | 49 | 1 | 1 | 0.00% | 48 | 0 | 3 | Y | | | 01/2026 | | \$997.79 |
| | Exc Award (06/30/2017, 06/30/2018) | | | | | | | | | | | | | | | |
| 38463 | SANTA FE | 05/29/1980 | Active | 30 | 0 | 0 | 0.00% | 27 | | 4 | Y | 2 | | 12/2025 | | \$200.00 |
| 17490 | SANTA MARIANA | 12/09/1961 | Active | 23 | 0 | 2 | -8.00% | 25 | 7 | 2 | Y | 3 | R | 08/2025 | | |
| 17492 | SANTO ANTONIO DA PLATINA | 06/15/1954 | Active | 19 | 2 | 1 | 5.56% | 18 | 13 | 4 | Y | 2 | N | 11/2025 | 90+ Days | |
| 40365 | SERTANOPOLIS | 09/03/1981 | Active | 24 | 1 | 0 | 4.35% | 20 | | 4 | Y | | N | 12/2025 | | |
| 17495 | TERRA BOA | 03/27/1965 | Active | 26 | 0 | 0 | 0.00% | 24 | | 7 | Y | | N | 12/2025 | | |
| 17498 | UMUARAMA | 04/21/1964 | Active | 28 | 0 | 11 | -28.21% | 37 | 7 | 3 | Y | | R | 11/2025 | | |

Clubs Cancelled Previous Fiscal Year – Clubs Cancelled within last 12 months may be reinstated

| Club Number | Club Name | Charter Date | Current Status* | Cancellation Date |
|-------------|------------------------|--------------|-----------------|-------------------|
| 37829 | ALTO PARANA | 12/12/1979 | Cancelled(8*) | 12/30/2024 |
| 125952 | Cianorte Sem Fronteira | 10/14/2015 | Cancelled(6*) | 12/30/2024 |



Club Health Assessment for District LD 6 through January 2026

| | | | Status | | Membership | | | | | | Reports | | | | Finance | | LCIF | | |
|---------------------------|-----------------------|---------------------------|-------------------------------------|-----------------------------|-------------------|---------------------|---------------------|----------------------------|---------------------------------------|--------------------------------------|----------------------------------|----------------------------------|-------------------------------|--|---------------------------|----------------------------|----------------------------------|--|----|
| Club Number | Club Name | Charter Date | Times in Status Quo in Past 2 Years | Current Member Count ** | YTD Members Added | YTD Members Dropped | YTD Net Growth% *** | Member Count 1 Year Ago | Dropped Members Avg.Length of Service | Months Since Membership Update | Current Officers Reported **** | Current President Repeated Term | VP Reported ***** | Last Date Reported Service (mm/yyyy) | Account Balance | YTD Donations | | | |
| 117275 | JACAREZINHO SOLIDARIO | 06/21/2012 | Cancelled(8*) | 12/30/2024 | | | | | | | | | | | | | | | |
| 17482 | NOVA ESPERANCA | 11/07/1970 | Cancelled(8*) | 12/30/2024 | | | | | | | | | | | | | | | |
| Current Total Clubs Count | YTD New Clubs Count | YTD Cancelled Clubs Count | YTD Net Club Gain | Current Total Members Count | YTD Add | YTD Drop | YTD Net Growth % | Member Count 12 Months Ago | Average Member Count Per Club | % of Clubs with less than 20 members | % No Officer Report in 12 Months | % of Clubs with balance 90+ days | Number of Clubs in Status Quo | % Status Quo Clubs in Financial Suspension | Number of Cancelled Clubs | Average Cancelled Club Age | Members Lost Due to Cancellation | % of Clubs Cancelled for Non-Financial Reasons | |
| 42 | 0 | 0 | 0 | 1,091 | 52 | 115 | -63 | -5.46% | 1,106 | 26 | 40% | 2% | 7% | 0 | 0% | 0 | 0 | 0 | 0% |

* - P - Priority Club. Cancellation Reasons: 1-Objectives/conduct, 2-Non-active club, 5-Non-existing club, 6-Disbanding, 7-Merger, 8-Financial Suspension, 9-District/Multiple District Dues.

** Red denotes below 15 active members.

*** Red denotes 20% + loss.

**** Y - all 3 (President, Secretary, Treasurer) club officers reported, N - not all 3 reported.

***** Abbreviation: N-New, IP-Immediate Past, R-Repeat.



Club Health Assessment for District LD 7 through January 2026

| | | | Status | Membership | | | | | | Reports | | | | Finance | LCIF | |
|-------------------------------|---|--------------|-------------------------------------|-------------------------|-------------------|---------------------|---------------------|-------------------------|---------------------------------------|--------------------------------|--------------------------------|---------------------------------|-------------------|--------------------------------------|-----------------|---------------|
| Club Number | Club Name | Charter Date | Times in Status Quo in Past 2 Years | Current Member Count ** | YTD Members Added | YTD Members Dropped | YTD Net Growth% *** | Member Count 1 Year Ago | Dropped Members Avg.Length of Service | Months Since Membership Update | Current Officers Reported **** | Current President Repeated Term | VP Reported ***** | Last Date Reported Service (mm/yyyy) | Account Balance | YTD Donations |
| Clubs less than two years old | | | | | | | | | | | | | | | | |
| 171726 | Aratiba | 05/29/2024 | Active | 27 | 1 | 1 | 0.00% | 20 | 0 | 1 | Y | | | 08/2025 | 90+ Days | |
| 190053 | Bento Gonçalves CL Nelson Bortolini | 09/12/2025 | Active | 51 | 51 | 0 | 100.00% | 0 | | 1 | Y | | N | 12/2025 | | \$145.28 |
| 182115 | Ibiaçá | 05/20/2025 | Active | 20 | 0 | 3 | -13.04% | 0 | 0 | 2 | Y | 2 | R | 11/2025 | | \$25.00 |
| 181866 | Pinhal da Serra | 04/22/2025 | Active | 16 | 1 | 6 | -23.81% | 0 | 0 | 1 | Y | 2 | R | | | |
| 182635 | Pontão | 06/06/2025 | Active | 28 | 0 | 0 | 0.00% | 0 | | 7 | N | None | | | | |
| 158113 | São José do Ouro - Cidade do Ouro | 05/16/2024 | Active | 25 | 0 | 0 | 0.00% | 28 | | 7 | Y | | N | 06/2025 | | |
| 172016 | Sertão Renascer | 06/24/2024 | Active | 30 | 4 | 1 | 11.11% | 24 | 1 | 0 | Y | | N | 07/2025 | | \$25.46 |
| 181842 | Três Arroios | 04/16/2025 | Active | 24 | 0 | 0 | 0.00% | 0 | | 7 | N | None | | | | \$278.36 |
| Clubs more than two years old | | | | | | | | | | | | | | | | |
| 34290 | ANTONIO PRADO | 06/29/1977 | Active | 57 | 10 | 1 | 18.75% | 45 | 28 | 1 | Y | | N | 11/2025 | | \$1,786.04 |
| 33706 | ARVOREZINHA | 04/26/1977 | Active | 22 | 0 | 5 | -18.52% | 24 | 18 | 2 | Y | | N | 09/2025 | | \$1,025.09 |
| 35756 | BARRACAO | 06/14/1978 | Active | 61 | 2 | 2 | 0.00% | 61 | 11 | 0 | Y | | N | 12/2025 | | \$1,000.05 |
| 60117 | BENTO GONCALVES CIDADE DO VINHO Exc Award (06/30/2023) | 12/03/1997 | Active | 18 | 5 | 4 | 5.88% | 19 | 9 | 1 | Y | | | 05/2025 | | \$1,089.38 |
| 60216 | BENTO GONCALVES FEMINA INTEGRACAO Exc Award (06/30/2023) | 12/30/1997 | Active | 25 | 2 | 1 | 4.17% | 26 | 1 | 0 | Y | 3 | R | 01/2026 | | \$301.41 |
| 17501 | BENTO GONCALVES INDUSTRIAL | 03/16/1970 | Active | 22 | 5 | 2 | 15.79% | 12 | 24 | 2 | Y | | N | 09/2025 | | \$151.32 |
| 61338 | BOM JESUS | 12/09/1998 | Active | 19 | 0 | 0 | 0.00% | 13 | | 8 | N | None | | 04/2025 | | |
| 43154 | CACIQUE DOBLE | 11/14/1983 | Active | 39 | 0 | 1 | -2.50% | 37 | 0 | 5 | Y | | N | 11/2025 | | \$178.44 |
| 17507 | CARAZINHO CENTRO Exc Award (06/30/2016, 06/30/2017) | 10/29/1959 | Active | 24 | 2 | 1 | 4.35% | 23 | 2 | 3 | N | None | N | 08/2025 | | \$40.02 |
| 17503 | CARAZINHO GLORIA Exc Award (06/30/2017, 06/30/2023) | 06/26/1966 | Active | 54 | 3 | 2 | 1.89% | 53 | 9 | 3 | Y | | | 11/2025 | | \$772.35 |
| 50705 | CARAZINHO INDUSTRIAL Exc Award (06/30/2017) | 06/25/1990 | Active | 32 | 0 | 5 | -13.51% | 36 | 4 | 3 | Y | | N | 11/2025 | | |
| 17505 | CARLOS BARBOSA Exc Award (06/30/2023) | 06/26/1965 | Active | 36 | 3 | 1 | 5.88% | 34 | 0 | 3 | Y | | N | 12/2025 | | \$59.31 |



Club Health Assessment for District LD 7 through January 2026

| | | | Status | Membership | | | | | | Reports | | | | Finance | LCIF | |
|-------------|--|--------------|-------------------------------------|-------------------------|-------------------|---------------------|---------------------|-------------------------|---------------------------------------|--------------------------------|--------------------------------|---------------------------------|-------------------|--------------------------------------|-----------------|---------------|
| Club Number | Club Name | Charter Date | Times in Status Quo in Past 2 Years | Current Member Count ** | YTD Members Added | YTD Members Dropped | YTD Net Growth% *** | Member Count 1 Year Ago | Dropped Members Avg.Length of Service | Months Since Membership Update | Current Officers Reported **** | Current President Repeated Term | VP Reported ***** | Last Date Reported Service (mm/yyyy) | Account Balance | YTD Donations |
| 34106 | CASCA | 06/21/1977 | Active | 50 | 0 | 2 | -3.85% | 48 | 1 | 4 | Y | 2 | N | 12/2025 | | |
| | Exc Award (06/30/2023) | | | | | | | | | | | | | | | |
| 17509 | CAXIAS DO SUL 1875 | 12/06/1960 | Active | 23 | 0 | 2 | -8.00% | 27 | 2 | 1 | Y | | R | 11/2025 | | \$150.29 |
| | Exc Award (06/30/2023) | | | | | | | | | | | | | | | |
| 108517 | CAXIAS DO SUL EDUCAÇÃO E CULTURA | 05/28/2010 | Active | 20 | 0 | 0 | 0.00% | 19 | | 4 | Y | 2 | R | 12/2025 | | \$84.75 |
| 77305 | CAXIAS DO SUL FORQUETA | 06/25/2003 | Active | 21 | 0 | 0 | 0.00% | 20 | | 6 | Y | | N | 01/2026 | | \$1,142.81 |
| | Exc Award (06/30/2017, 06/30/2018) | | | | | | | | | | | | | | | |
| 17504 | CAXIAS DO SUL SAO PELEGRINO | 03/31/1968 | Active | 20 | 0 | 0 | 0.00% | 17 | | 5 | Y | | N | 12/2025 | | \$39.40 |
| 17510 | CONSTANTINA | 06/29/1968 | Active | 59 | 3 | 12 | -13.24% | 48 | 7 | 1 | Y | | N | 01/2026 | | \$110.58 |
| | Exc Award (06/30/2023) | | | | | | | | | | | | | | | |
| 17511 | COTIPORA | 09/01/1971 | Active | 28 | 4 | 3 | 3.70% | 25 | 30 | 1 | Y | 2 | R | 12/2025 | | \$5.35 |
| | Exc Award (06/30/2016, 06/30/2018, 06/30/2024) | | | | | | | | | | | | | | | |
| 131316 | Coxilha Centenario | 06/20/2017 | Active | 28 | 0 | 0 | 0.00% | 25 | | 6 | Y | | N | 10/2025 | | \$90.95 |
| 17515 | ERECHIM CINQUENTENARI | 04/04/1968 | Active | 59 | 4 | 2 | 3.51% | 48 | 13 | 0 | Y | | N | 01/2026 | | \$3,049.22 |
| | Exc Award (06/30/2023) | | | | | | | | | | | | | | | |
| 41350 | ERVAL GRANDE | 05/25/1982 | Active | 29 | 0 | 2 | -6.45% | 30 | 36 | 0 | Y | | N | 09/2025 | | \$25.00 |
| 47425 | ESMERALDA | 06/09/1987 | Active | 25 | 0 | 0 | 0.00% | 22 | | 7 | Y | 2 | N | 12/2025 | | |
| 17512 | ESPUMOSO | 04/05/1964 | Active | 51 | 0 | 1 | -1.92% | 49 | 35 | 1 | Y | | N | 11/2025 | | \$16.74 |
| 139640 | Fagundes Varela | 10/24/2019 | Active | 37 | 4 | 0 | 12.12% | 33 | | 2 | Y | | N | 12/2025 | | \$1,000.05 |
| 17514 | FARROUPILHA | 08/05/1960 | Active | 37 | 1 | 6 | -11.90% | 41 | 6 | 0 | Y | | N | 01/2026 | | \$97.58 |
| 42804 | FARROUPILHA IMIGRANTE | 06/29/1983 | Active | 19 | 0 | 4 | -17.39% | 24 | 38 | 0 | Y | | N | 01/2026 | | \$10.70 |
| 17516 | FLORES DA CUNHA | 05/06/1960 | Active | 84 | 0 | 1 | -1.18% | 76 | 13 | 1 | Y | | | 06/2025 | | \$4,295.57 |
| | Exc Award (06/30/2023) | | | | | | | | | | | | | | | |
| 37832 | FONTOURA XAVIER | 12/26/1979 | Active | 19 | 0 | 0 | 0.00% | 19 | | 22 | N | None | | 08/2023 | | |
| 17517 | GARIBALDI | 08/29/1959 | Active | 30 | 0 | 5 | -14.29% | 32 | 17 | 1 | Y | | N | 01/2026 | | \$2,095.72 |
| 35757 | GAURAMA | 06/26/1978 | Active | 31 | 3 | 0 | 10.71% | 30 | | 1 | Y | | N | 12/2025 | | \$1,143.32 |
| | Exc Award (06/30/2016, 06/30/2017, 06/30/2019) | | | | | | | | | | | | | | | |
| 43495 | GETULIO VARGAS CENTRO | 02/10/1984 | Active | 29 | 2 | 0 | 7.41% | 25 | | 0 | Y | | N | 01/2026 | | \$25.15 |
| | Exc Award (06/30/2023) | | | | | | | | | | | | | | | |



Club Health Assessment for District LD 7 through January 2026

| | | | Status | Membership | | | | | | Reports | | | | Finance | LCIF | |
|--|-----------------------------|--------------|-------------------------------------|-------------------------|-------------------|---------------------|---------------------|-------------------------|---------------------------------------|--------------------------------|--------------------------------|---------------------------------|-------------------|--------------------------------------|-----------------|---------------|
| Club Number | Club Name | Charter Date | Times in Status Quo in Past 2 Years | Current Member Count ** | YTD Members Added | YTD Members Dropped | YTD Net Growth% *** | Member Count 1 Year Ago | Dropped Members Avg.Length of Service | Months Since Membership Update | Current Officers Reported **** | Current President Repeated Term | VP Reported ***** | Last Date Reported Service (mm/yyyy) | Account Balance | YTD Donations |
| 17520 | GUAPORE | 05/11/1960 | Active | 49 | 0 | 1 | -2.00% | 40 | 49 | 1 | Y | | N | 07/2025 | 90+ Days | \$60.00 |
| 29857 | IBIRAIARAS | 10/08/1974 | Active | 43 | 0 | 3 | -6.52% | 49 | 8 | 1 | Y | | | 12/2025 | | \$1,053.70 |
| 63220 | ILOPOLIS | 05/24/2000 | Active | 29 | 0 | 0 | 0.00% | 28 | | 9 | Y | | N | 12/2025 | | \$1,131.44 |
| Exc Award (06/30/2024) | | | | | | | | | | | | | | | | |
| 105605 | JAQUIRANA | 06/15/2009 | Active | 24 | 0 | 2 | -7.69% | 21 | 2 | 6 | Y | | N | 11/2025 | | \$18.18 |
| 17521 | LAGOA VERMELHA | 06/27/1966 | Active | 37 | 0 | 0 | 0.00% | 37 | | 2 | Y | | R | 06/2025 | | \$10.91 |
| Exc Award (06/30/2023) | | | | | | | | | | | | | | | | |
| 119546 | Lagoa Vermelha Azaleias | 06/05/2013 | Active | 18 | 0 | 0 | 0.00% | 14 | | 7 | Y | 2 | N | 06/2025 | | |
| 146063 | LAGOA VERMELHA MELVIN JONES | 05/20/2021 | Active | 21 | 0 | 8 | -27.59% | 27 | 2 | 6 | Y | | N | 01/2026 | | |
| 59571 | MACHADINHO | 05/20/1997 | Active | 26 | 0 | 0 | 0.00% | 24 | | 8 | Y | | N | 10/2024 | | |
| 17522 | MARAU | 10/14/1960 | Active | 68 | 3 | 1 | 3.03% | 65 | 14 | 2 | Y | | N | 11/2025 | \$1,111.78 | |
| 17523 | NAO ME TOQUE | 09/03/1960 | Active | 30 | 0 | 0 | 0.00% | 32 | | 2 | Y | | N | 11/2025 | \$27.81 | |
| 45128 | NONOAI | 06/25/1985 | Active | 61 | 0 | 0 | 0.00% | 59 | | 6 | Y | | N | 01/2026 | \$1,164.88 | |
| Exc Award (06/30/2016, 06/30/2017, 06/30/2018, 06/30/2023) | | | | | | | | | | | | | | | | |
| 32807 | NOVA BASSANO | 10/12/1976 | Active | 39 | 9 | 0 | 30.00% | 28 | | 1 | Y | | | 12/2025 | \$328.06 | |
| Exc Award (06/30/2016) | | | | | | | | | | | | | | | | |
| 17525 | NOVA PRATA | 04/26/1959 | Active | 25 | 0 | 2 | -7.41% | 26 | 2 | 5 | Y | | N | 05/2025 | 90+ Days | \$1,027.27 |
| 37432 | PAIM FILHO | 07/02/1979 | Active | 20 | 1 | 0 | 5.26% | 19 | | 4 | N | | | 08/2024 | | |
| 56909 | PARAI | 05/16/1995 | Active | 30 | 1 | 0 | 3.45% | 25 | | 5 | Y | | N | 12/2025 | \$25.09 | |
| 59751 | PASSO FUNDO 2000 | 06/23/1997 | Active | 21 | 0 | 0 | 0.00% | 21 | | 15 | Y | | | 07/2024 | | |
| 59817 | PASSO FUNDO ALVORADA | 06/30/1997 | Active | 21 | 0 | 6 | -22.22% | 26 | 7 | 2 | Y | 2 | R | 11/2025 | \$55.24 | |
| Exc Award (06/30/2023) | | | | | | | | | | | | | | | | |
| 54560 | PASSO FUNDO AMIZADE | 06/07/1993 | Active | 28 | 1 | 0 | 3.70% | 27 | | 3 | Y | | N | 12/2025 | \$457.60 | |
| Exc Award (06/30/2018, 06/30/2023) | | | | | | | | | | | | | | | | |
| 17526 | PASSO FUNDO CENTRO | 12/20/1958 | Active | 51 | 0 | 0 | 0.00% | 46 | | 9 | Y | | | 09/2025 | \$1,022.45 | |
| 47390 | PASSO FUNDO INDEPENDENCIA | 05/28/1987 | Active | 14 | 4 | 6 | -12.50% | 15 | 21 | 6 | Y | 2 | R | 11/2025 | \$320.01 | |
| Exc Award (06/30/2017) | | | | | | | | | | | | | | | | |
| 50030 | PASSO FUNDO INTEGRACAO | 12/20/1989 | Active | 42 | 1 | 1 | 0.00% | 37 | 6 | 0 | N | | N | 12/2025 | \$1,040.77 | |
| Exc Award (06/30/2017, 06/30/2024) | | | | | | | | | | | | | | | | |



Club Health Assessment for District LD 7 through January 2026

| | | | Status | Membership | | | | | | Reports | | | | Finance | LCIF | |
|--|----------------------|--------------|-------------------------------------|-------------------------|-------------------|---------------------|---------------------|-------------------------|---------------------------------------|--------------------------------|--------------------------------|---------------------------------|-------------------|--------------------------------------|-----------------|---------------|
| Club Number | Club Name | Charter Date | Times in Status Quo in Past 2 Years | Current Member Count ** | YTD Members Added | YTD Members Dropped | YTD Net Growth% *** | Member Count 1 Year Ago | Dropped Members Avg.Length of Service | Months Since Membership Update | Current Officers Reported **** | Current President Repeated Term | VP Reported ***** | Last Date Reported Service (mm/yyyy) | Account Balance | YTD Donations |
| 124785 | Ronda Alta 2015 | 05/08/2015 | Active | 6 | 1 | 3 | -25.00% | 3 | 7 | 5 | Y | | N | 04/2023 | 90+ Days | |
| 17528 | SANANDUVA | 01/31/1961 | Active | 54 | 1 | 1 | 0.00% | 56 | 58 | 4 | Y | | N | 10/2025 | | \$248.59 |
| 51785 | SAO JOAO DA URTIGA | 06/20/1991 | Active | 42 | 0 | 0 | 0.00% | 36 | | 6 | Y | | N | 11/2024 | | \$212.25 |
| 29858 | SAO JOSE DO OURO | 10/08/1974 | Active | 29 | 0 | 0 | 0.00% | 23 | | 6 | Y | | N | 01/2026 | | \$35.92 |
| 62069 | SAO MARCOS | 06/10/1999 | Active | 48 | 0 | 1 | -2.04% | 35 | 3 | 0 | Y | | R | 12/2025 | | \$21.89 |
| Exc Award (06/30/2016, 06/30/2017, 06/30/2023) | | | | | | | | | | | | | | | | |
| 17530 | SARANDI | 10/11/1967 | Active | 21 | 1 | 1 | 0.00% | 23 | 12 | 3 | Y | | | 10/2025 | | |
| 34097 | SELBACH | 06/21/1977 | Active | 19 | 0 | 0 | 0.00% | 18 | | 8 | N | None | | 04/2025 | | \$100.58 |
| 17531 | SERAFINA CORREA | 11/09/1969 | Active | 71 | 7 | 2 | 7.58% | 66 | 7 | 1 | Y | | N | 12/2025 | | \$2,136.57 |
| Exc Award (06/30/2016, 06/30/2017, 06/30/2023) | | | | | | | | | | | | | | | | |
| 59753 | SEVERIANO DE ALMEIDA | 06/23/1997 | Active | 38 | 4 | 0 | 11.76% | 33 | | 0 | Y | | N | 12/2025 | | \$123.97 |
| 17532 | SOLEDADE | 06/05/1960 | Active | 87 | 0 | 0 | 0.00% | 89 | | 6 | Y | | N | 01/2026 | | \$214.10 |
| Exc Award (06/30/2016, 06/30/2024) | | | | | | | | | | | | | | | | |
| 17533 | TAPEJARA | 03/07/1964 | Active | 30 | 0 | 2 | -6.25% | 38 | 4 | 1 | Y | | N | 12/2025 | 90+ Days | \$136.67 |
| Exc Award (06/30/2023) | | | | | | | | | | | | | | | | |
| 83048 | TAPEJARA MULHER | 06/30/2004 | Active | 14 | 0 | 0 | 0.00% | 11 | | 8 | N | None | | 06/2019 | | |
| 17534 | TAPERA | 06/27/1963 | Active | 27 | 0 | 2 | -6.90% | 29 | 8 | 4 | Y | | | 10/2025 | | \$21.72 |
| 125259 | Três Palmeiras | 06/29/2015 | Active | 27 | 0 | 0 | 0.00% | 15 | | 6 | Y | | N | 08/2024 | | \$25.00 |
| Exc Award (06/30/2016, 06/30/2017) | | | | | | | | | | | | | | | | |
| 17535 | VACARIA | 10/10/1957 | Active | 62 | 0 | 2 | -3.13% | 58 | 13 | 0 | Y | | N | 12/2025 | | \$9.31 |
| Exc Award (06/30/2017, 06/30/2024) | | | | | | | | | | | | | | | | |
| 117891 | VACARIA LEONAS | 09/25/2012 | Active | 28 | 0 | 0 | 0.00% | 24 | | 4 | Y | | N | 01/2026 | | \$1,071.25 |
| Exc Award (06/30/2018) | | | | | | | | | | | | | | | | |
| 17536 | VERANOPOLIS | 11/23/1958 | Active | 44 | 3 | 0 | 7.32% | 37 | | 2 | Y | | N | 12/2025 | | |
| Exc Award (06/30/2018) | | | | | | | | | | | | | | | | |
| 31704 | VIADUTOS | 02/06/1976 | Active | 25 | 1 | 1 | 0.00% | 24 | 15 | 1 | Y | | R | 12/2025 | | \$30.61 |
| 59795 | VICTOR GRAEFF | 06/26/1997 | Active | 21 | 0 | 0 | 0.00% | 19 | | 6 | Y | | | 05/2025 | | |



Club Health Assessment for District LD 7 through January 2026

| | | | | | | Status | | Membership | | | | | Reports | | | | Finance | | LCIF |
|---------------------------|---------------------|---------------------------|-------------------|-----------------------------|---------|-------------------------------------|------------------|----------------------------|-------------------------------|--------------------------------------|----------------------------------|----------------------------------|---------------------------------------|--|--------------------------------|---------------------------------|----------------------------------|--|-----------------|
| | | | | | | Times in Status Quo in Past 2 Years | | Current Member Count ** | YTD Members Added | YTD Members Dropped | YTD Net Growth*** | Member Count 1 Year Ago | Dropped Members Avg.Length of Service | Months Since Membership Update | Current Officers Reported **** | Current President Repeated Term | VP Reported ***** | Last Date Reported Service (mm/yyyy) | Account Balance |
| Club Number | Club Name | | Charter Date | | | | | | | | | | | | | | | | |
| Current Total Clubs Count | YTD New Clubs Count | YTD Cancelled Clubs Count | YTD Net Club Gain | Current Total Members Count | YTD Add | YTD Drop | YTD Net Growth % | Member Count 12 Months Ago | Average Member Count Per Club | % of Clubs with less than 20 members | % No Officer Report in 12 Months | % of Clubs with balance 90+ days | Number of Clubs in Status Quo | % Status Quo Clubs in Financial Suspension | Number of Cancelled Clubs | Average Cancelled Club Age | Members Lost Due to Cancellation | % of Clubs Cancelled for Non-Financial Reasons | |
| 80 | 1 | 0 | 1 | 2,719 | 148 | 121 | 27 | 1.00% | 2,416 | 34 | 13% | 5% | 8% | 0 | 0% | 0 | 0 | 0 | 0% |

* - P - Priority Club. Cancellation Reasons: 1-Objectives/conduct, 2-Non-active club, 5-Non-existing club, 6-Disbanding, 7-Merger, 8-Financial Suspension, 9-District/Multiple District Dues.

** Red denotes below 15 active members.

*** Red denotes 20% + loss.

**** Y - all 3 (President, Secretary, Treasurer) club officers reported, N - not all 3 reported.

***** Abbreviation: N-New, IP-Immediate Past, R-Repeat.



Club Health Assessment for District LD 8 through January 2026

| | | | Status | Membership | | | | | | Reports | | | | Finance | | LCIF |
|--|----------------------|--------------|-------------------------------------|-------------------------|-------------------|---------------------|---------------------|-------------------------|---------------------------------------|--------------------------------|--------------------------------|---------------------------------|-------------------|--------------------------------------|-----------------|---------------|
| Club Number | Club Name | Charter Date | Times in Status Quo in Past 2 Years | Current Member Count ** | YTD Members Added | YTD Members Dropped | YTD Net Growth% *** | Member Count 1 Year Ago | Dropped Members Avg.Length of Service | Months Since Membership Update | Current Officers Reported **** | Current President Repeated Term | VP Reported ***** | Last Date Reported Service (mm/yyyy) | Account Balance | YTD Donations |
| Clubs less than two years old | | | | | | | | | | | | | | | | |
| 171813 | Bom Jesus | 06/13/2024 | Active | 25 | 0 | 1 | -3.85% | 24 | 1 | 4 | Y | | N | 09/2025 | | \$537.07 |
| 182010 | Caibi | 05/06/2025 | Active | 22 | 3 | 1 | 10.00% | 0 | 1 | 0 | Y | 2 | | 12/2025 | | |
| 171853 | Calmon | 06/13/2024 | Active | 33 | 3 | 1 | 6.45% | 27 | 1 | 0 | Y | | N | 01/2026 | | \$372.52 |
| 177704 | Chapecó Desbravador | 08/20/2024 | Active | 26 | 4 | 5 | -3.70% | 27 | 1 | 1 | Y | | N | 01/2026 | 90+ Days | \$44.16 |
| 191034 | Luzerna | 11/11/2025 | Newly Chartered | 25 | 25 | 0 | 100.00% | 0 | | 1 | Y | | N | 12/2025 | | |
| 182424 | Passos Maia | 06/02/2025 | Active | 19 | 0 | 11 | -36.67% | 0 | 1 | 1 | Y | 2 | | 11/2025 | 90+ Days | |
| 181956 | Riqueza | 05/02/2025 | Active | 22 | 0 | 5 | -18.52% | 0 | 1 | 0 | Y | 2 | | 11/2025 | | \$37.25 |
| 181719 | Saltinho | 05/06/2025 | Active | 41 | 1 | 1 | 0.00% | 0 | 0 | 4 | Y | 2 | | 01/2026 | | \$279.39 |
| 172083 | Sao Joao do Oeste | 06/13/2024 | Active | 48 | 1 | 0 | 2.13% | 50 | | 2 | Y | 3 | R | 11/2025 | | |
| 172014 | Sul Brasil | 06/20/2024 | Active | 34 | 0 | 0 | 0.00% | 34 | | 13 | Y | | IP | 10/2025 | | |
| Clubs more than two years old | | | | | | | | | | | | | | | | |
| 39176 | ABELARDO LUZ | 12/29/1980 | Active | 15 | 0 | 0 | 0.00% | 15 | | 7 | Y | 2 | R | 11/2025 | | \$364.89 |
| Exc Award (06/30/2017, 06/30/2022) | | | | | | | | | | | | | | | | |
| 65305 | AGUAS DE CHAPECO | 05/03/2002 | Active | 27 | 3 | 0 | 12.50% | 25 | | 3 | Y | 2 | N | 09/2025 | | \$439.96 |
| Exc Award (06/30/2016, 06/30/2017, 06/30/2022, 06/30/2023) | | | | | | | | | | | | | | | | |
| 151204 | Anchieta | 06/14/2022 | Active | 49 | 0 | 0 | 0.00% | 39 | | 2 | Y | | N | 01/2026 | | \$912.68 |
| Exc Award (06/30/2023) | | | | | | | | | | | | | | | | |
| 45505 | ARROIO TRINTA | 11/12/1985 | Active | 8 | 0 | 0 | 0.00% | 8 | | 10 | Y | | N | 11/2025 | | \$90.89 |
| Exc Award (06/30/2017, 06/30/2023) | | | | | | | | | | | | | | | | |
| 144472 | Belmonte | 12/26/2020 | Active(2) | 11 | 11 | 18 | -38.89% | 20 | 4 | 2 | Y | | | 12/2025 | | \$223.51 |
| Exc Award (06/30/2022, 06/30/2023) | | | | | | | | | | | | | | | | |
| 16885 | CACADOR | 07/01/1961 | Active | 48 | 4 | 4 | 0.00% | 48 | 8 | 0 | Y | | | 01/2026 | | \$1,089.41 |
| Exc Award (06/30/2019, 06/30/2022, 06/30/2023) | | | | | | | | | | | | | | | | |
| 35577 | CACADOR UNIVERSIDADE | 05/30/1978 | Active | 41 | 4 | 2 | 5.13% | 39 | 2 | 3 | Y | | IP | 01/2026 | | \$130.38 |
| Exc Award (06/30/2016, 06/30/2017, 06/30/2023, 06/30/2024) | | | | | | | | | | | | | | | | |
| 34456 | CAMPO ERE | 09/21/1977 | Active | 46 | 0 | 0 | 0.00% | 40 | | 9 | Y | | N | 09/2025 | | \$860.89 |
| Exc Award (06/30/2017, 06/30/2023) | | | | | | | | | | | | | | | | |



Club Health Assessment for District LD 8 through January 2026

| | | | Status | Membership | | | | | | Reports | | | | Finance | | LCIF |
|-------------|--|--------------|-------------------------------------|-------------------------|-------------------|---------------------|---------------------|-------------------------|---------------------------------------|--------------------------------|--------------------------------|---------------------------------|-------------------|--------------------------------------|-----------------|---------------|
| Club Number | Club Name | Charter Date | Times in Status Quo in Past 2 Years | Current Member Count ** | YTD Members Added | YTD Members Dropped | YTD Net Growth% *** | Member Count 1 Year Ago | Dropped Members Avg.Length of Service | Months Since Membership Update | Current Officers Reported **** | Current President Repeated Term | VP Reported ***** | Last Date Reported Service (mm/yyyy) | Account Balance | YTD Donations |
| 17542 | CAMPOS NOVOS Exc Award (06/30/2017, 06/30/2019, 06/30/2023) | 09/12/1963 | Active | 3 | 0 | 0 | 0.00% | 3 | | 19 | Y | 2 | | 10/2025 | | |
| 54533 | CAMPOS NOVOS ALIANCA Exc Award (06/30/2018, 06/30/2019, 06/30/2023) | 05/27/1993 | Active | 54 | 0 | 0 | 0.00% | 52 | | 5 | Y | | R | 01/2026 | | \$660.08 |
| 39180 | CAMPOS NOVOS CENTENARIO Exc Award (06/30/2018, 06/30/2019, 06/30/2021) | 12/29/1980 | Active | 28 | 2 | 2 | 0.00% | 28 | 45 | 0 | Y | 2 | N | 01/2026 | | \$104.31 |
| 53255 | CAPINZAL OURO Exc Award (06/30/2017, 06/30/2021, 06/30/2023) | 06/08/1992 | Active | 67 | 3 | 0 | 4.69% | 46 | | 0 | Y | | | 01/2026 | | \$1,199.26 |
| 17543 | CHAPECO Exc Award (06/30/2016, 06/30/2017, 06/30/2021, 06/30/2023) | 03/21/1963 | Active | 23 | 1 | 5 | -14.81% | 30 | 4 | 3 | Y | | | 01/2026 | | \$496.26 |
| 37166 | CHAPECO INTEGRACAO Exc Award (06/30/2016, 06/30/2017, 06/30/2018, 06/30/2019, 06/30/2020, 06/30/2021, 06/30/2022, 06/30/2023, 06/30/2024) | 05/22/1979 | Active | 86 | 6 | 5 | 1.18% | 97 | 6 | 2 | Y | | | 01/2026 | | \$1,694.25 |
| 17547 | CHAPECO UNIVERSIDADE Exc Award (06/30/2016, 06/30/2017, 06/30/2018, 06/30/2020, 06/30/2022) | 06/20/1972 | Active | 47 | 3 | 3 | 0.00% | 40 | 1 | 1 | Y | | N | 01/2026 | | \$2,022.30 |
| 17544 | CONCORDIA CENTRO Exc Award (06/30/2017, 06/30/2018, 06/30/2020) | 11/18/1962 | Active | 26 | 7 | 0 | 36.84% | 19 | | 1 | Y | | N | 01/2026 | | \$356.57 |
| 33223 | CONCORDIA VILA SAO MIGUEL Exc Award (06/30/2017, 06/30/2022, 06/30/2023, 06/30/2024) | 01/18/1977 | Active | 52 | 1 | 4 | -5.45% | 54 | 13 | 2 | Y | | N | 12/2025 | | \$933.18 |
| 35758 | CORONEL FREITAS Exc Award (06/30/2016, 06/30/2018, 06/30/2022) | 06/26/1978 | Active | 26 | 0 | 1 | -3.70% | 27 | 6 | 2 | Y | | N | 01/2026 | | \$989.55 |
| 58404 | CUNHA PORA Exc Award (06/30/2016, 06/30/2017, 06/30/2018, 06/30/2022, 06/30/2023) | 06/17/1996 | Active | 40 | 0 | 0 | 0.00% | 41 | | 4 | Y | | N | 10/2025 | | \$488.00 |
| 16888 | CURITIBANOS | 11/30/1960 | Active | 24 | 0 | 0 | 0.00% | 24 | | 5 | Y | | R | 01/2026 | | \$329.27 |
| 16889 | CURITIBANOS CENTENARI Exc Award (06/30/2017, 06/30/2023) | 12/18/1973 | Active | 27 | 0 | 1 | -3.57% | 26 | 3 | 6 | Y | 2 | | 01/2026 | | \$93.83 |



Club Health Assessment for District LD 8 through January 2026

| | | | Status | Membership | | | | | | Reports | | | | Finance | | LCIF |
|--|-----------------------------|--------------|-------------------------------------|-------------------------|-------------------|---------------------|---------------------|-------------------------|---------------------------------------|--------------------------------|--------------------------------|---------------------------------|-------------------|--------------------------------------|-----------------|---------------|
| Club Number | Club Name | Charter Date | Times in Status Quo in Past 2 Years | Current Member Count ** | YTD Members Added | YTD Members Dropped | YTD Net Growth% *** | Member Count 1 Year Ago | Dropped Members Avg.Length of Service | Months Since Membership Update | Current Officers Reported **** | Current President Repeated Term | VP Reported ***** | Last Date Reported Service (mm/yyyy) | Account Balance | YTD Donations |
| 135338 | Descanso Mulher | 06/29/2018 | Active | 39 | 0 | 1 | -2.50% | 31 | 7 | 2 | Y | | N | 01/2026 | | \$711.52 |
| Exc Award (06/30/2021, 06/30/2022) | | | | | | | | | | | | | | | | |
| 16890 | DIONISIO CERQUEIRA-BARRACAO | 09/16/1963 | Active(2) | 13 | 0 | 0 | 0.00% | 13 | | 13 | Y | 2 | | 09/2025 | | |
| Exc Award (06/30/2017, 06/30/2019) | | | | | | | | | | | | | | | | |
| 38630 | ERVAL VELHO | 06/03/1980 | Active | 38 | 0 | 1 | -2.56% | 35 | 45 | 6 | Y | | R | 01/2026 | | \$558.79 |
| Exc Award (06/30/2023) | | | | | | | | | | | | | | | | |
| 35488 | FAXINAL DOS GUEDES | 04/14/1978 | Active | 21 | 0 | 1 | -4.55% | 27 | 2 | 5 | Y | | N | 12/2025 | | \$553.50 |
| Exc Award (06/30/2017, 06/30/2018, 06/30/2019, 06/30/2021, 06/30/2022, 06/30/2023) | | | | | | | | | | | | | | | | |
| 148824 | Flor do Sertão | 11/02/2021 | Active | 14 | 5 | 8 | -17.65% | 17 | 2 | 2 | Y | | IP | 12/2025 | | \$295.74 |
| Exc Award (06/30/2022) | | | | | | | | | | | | | | | | |
| 97316 | FRAIBURGO TERRA DA MACA | 06/16/2006 | Active | 19 | 0 | 5 | -20.83% | 25 | 9 | 2 | N | None | | 12/2025 | | \$372.52 |
| Exc Award (06/30/2016, 06/30/2017, 06/30/2018, 06/30/2022, 06/30/2023) | | | | | | | | | | | | | | | | |
| 107408 | GUARACIABA | 02/02/2010 | Active | 44 | 6 | 0 | 15.79% | 38 | | 0 | Y | | N | 12/2025 | | \$623.29 |
| Exc Award (06/30/2017, 06/30/2022, 06/30/2023) | | | | | | | | | | | | | | | | |
| 108474 | GUARUJÁ DO SUL | 05/27/2010 | Active(2) | 22 | 4 | 1 | 15.79% | 21 | 10 | 0 | Y | 2 | R | 01/2026 | | \$353.90 |
| Exc Award (06/30/2017, 06/30/2022) | | | | | | | | | | | | | | | | |
| 105824 | IOMERE | 06/22/2009 | Active | 14 | 0 | 1 | -6.67% | 13 | 7 | 4 | Y | | R | 01/2026 | | \$252.18 |
| Exc Award (06/30/2016, 06/30/2022) | | | | | | | | | | | | | | | | |
| 138672 | Iporã do Oeste | 06/20/2019 | Active | 68 | 0 | 2 | -2.86% | 66 | 1 | 1 | Y | | N | 01/2026 | | \$2,220.26 |
| Exc Award (06/30/2022, 06/30/2023) | | | | | | | | | | | | | | | | |
| 116792 | IRACEMINHA | 05/14/2012 | Active | 38 | 0 | 0 | 0.00% | 38 | | 5 | Y | | | 12/2025 | | \$707.79 |
| Exc Award (06/30/2017, 06/30/2018, 06/30/2019, 06/30/2021, 06/30/2022, 06/30/2023) | | | | | | | | | | | | | | | | |
| 151391 | Iraceminha LD8 Connect | 06/21/2022 | Active | 8 | 0 | 1 | -11.11% | 6 | 3 | 2 | Y | | N | 11/2025 | 90+ Days | \$167.64 |
| Exc Award (06/30/2023) | | | | | | | | | | | | | | | | |
| 144181 | Irineópolis Valões | 12/21/2020 | Active | 2 | 0 | 0 | 0.00% | 2 | | 24 | N | 3 | | 09/2025 | | |
| 17553 | ITA | 02/02/1964 | Active | 25 | 0 | 5 | -16.67% | 28 | 5 | 4 | Y | | N | 12/2025 | | \$563.01 |
| Exc Award (06/30/2017, 06/30/2022) | | | | | | | | | | | | | | | | |
| 29295 | ITAPIRANGA | 05/20/1974 | Active | 28 | 4 | 0 | 16.67% | 24 | | 1 | Y | 6 | N | 12/2025 | | |



Club Health Assessment for District LD 8 through January 2026

| | | | Status | Membership | | | | | | Reports | | | | Finance | LCIF | |
|--|----------------------------------|--------------|-------------------------------------|-------------------------|-------------------|---------------------|---------------------|-------------------------|---------------------------------------|--------------------------------|--------------------------------|---------------------------------|-------------------|--------------------------------------|-----------------|---------------|
| Club Number | Club Name | Charter Date | Times in Status Quo in Past 2 Years | Current Member Count ** | YTD Members Added | YTD Members Dropped | YTD Net Growth% *** | Member Count 1 Year Ago | Dropped Members Avg.Length of Service | Months Since Membership Update | Current Officers Reported **** | Current President Repeated Term | VP Reported ***** | Last Date Reported Service (mm/yyyy) | Account Balance | YTD Donations |
| Exc Award (06/30/2017, 06/30/2018, 06/30/2023) | | | | | | | | | | | | | | | | |
| 17554 | JOACABA | 05/01/1959 | Active | 20 | 0 | 0 | 0.00% | 20 | | 21 | Y | 3 | | 11/2025 | | |
| Exc Award (06/30/2017, 06/30/2023) | | | | | | | | | | | | | | | | |
| 29296 | JOACABA CRUZEIRO | 05/16/1974 | Active | 58 | 1 | 3 | -3.33% | 58 | 8 | 0 | Y | 2 | N | 10/2025 | | \$711.01 |
| Exc Award (06/30/2017, 06/30/2023) | | | | | | | | | | | | | | | | |
| 17560 | MARAVILHA | 05/25/1968 | Active | 73 | 2 | 6 | -5.19% | 67 | 9 | 4 | Y | | N | 12/2025 | | \$1,175.62 |
| Exc Award (06/30/2017, 06/30/2018, 06/30/2021, 06/30/2022, 06/30/2023, 06/30/2024) | | | | | | | | | | | | | | | | |
| 37945 | MARAVILHA OESTE | 01/25/1980 | Active | 69 | 3 | 1 | 2.99% | 66 | 3 | 0 | Y | | N | 01/2026 | | \$2,073.61 |
| Exc Award (06/30/2016, 06/30/2017, 06/30/2018, 06/30/2021, 06/30/2022, 06/30/2023, 06/30/2024) | | | | | | | | | | | | | | | | |
| 151227 | Maravilha TEAcolhe | 06/14/2022 | Active | 26 | 0 | 2 | -7.14% | 26 | 3 | 3 | Y | | N | 01/2026 | | \$186.26 |
| Exc Award (06/30/2023) | | | | | | | | | | | | | | | | |
| 105686 | MATOS COSTA REGIAO DO CONTESTADO | 06/16/2009 | Active | 8 | 0 | 0 | 0.00% | 8 | | 17 | Y | 3 | | 09/2025 | 90+ Days | |
| Exc Award (06/30/2017, 06/30/2022) | | | | | | | | | | | | | | | | |
| 38808 | MODELO | 07/22/1980 | Active | 71 | 4 | 0 | 5.97% | 62 | | 0 | Y | | N | 01/2026 | 90+ Days | \$1,684.18 |
| Exc Award (06/30/2017, 06/30/2021, 06/30/2022, 06/30/2023, 06/30/2024) | | | | | | | | | | | | | | | | |
| 33951 | MONDAI | 05/31/1977 | Active | 76 | 0 | 0 | 0.00% | 74 | | 7 | Y | | N | 01/2026 | | \$1,177.18 |
| Exc Award (06/30/2016, 06/30/2019, 06/30/2022, 06/30/2023) | | | | | | | | | | | | | | | | |
| 59591 | MONTE CARLO | 05/29/1997 | Active | 26 | 0 | 0 | 0.00% | 26 | | 13 | Y | 2 | | 12/2025 | | \$128.52 |
| Exc Award (06/30/2022, 06/30/2023) | | | | | | | | | | | | | | | | |
| 150568 | Palma Sola | 04/25/2022 | Active | 41 | 0 | 0 | 0.00% | 39 | | 7 | Y | | R | 01/2026 | | \$769.45 |
| Exc Award (06/30/2023) | | | | | | | | | | | | | | | | |
| 151200 | Paraiso | 06/13/2022 | Active | 58 | 9 | 6 | 5.45% | 47 | 3 | 3 | Y | | N | 01/2026 | | \$1,024.44 |
| 34967 | PINHALZINHO | 01/05/1978 | Active | 79 | 3 | 3 | 0.00% | 69 | 6 | 3 | Y | | N | 01/2026 | | \$1,412.85 |
| Exc Award (06/30/2016, 06/30/2017, 06/30/2021, 06/30/2022, 06/30/2023) | | | | | | | | | | | | | | | | |
| 145752 | Ponte Serrada | 04/01/2021 | Active | 21 | 0 | 4 | -16.00% | 25 | 4 | 6 | Y | 2 | N | 10/2025 | | \$484.28 |
| Exc Award (06/30/2022, 06/30/2023) | | | | | | | | | | | | | | | | |
| 88854 | PORTO UNIAO CAMINHO DAS AGUAS | 06/30/2005 | Active | 14 | 4 | 0 | 40.00% | 14 | | 2 | Y | | N | 01/2026 | | \$186.27 |



Club Health Assessment for District LD 8 through January 2026

| | | | Status | Membership | | | | | | Reports | | | | Finance | LCIF | |
|-------------|--|--------------|-------------------------------------|-------------------------|-------------------|---------------------|---------------------|-------------------------|---------------------------------------|--------------------------------|--------------------------------|---------------------------------|-------------------|--------------------------------------|-----------------|---------------|
| Club Number | Club Name | Charter Date | Times in Status Quo in Past 2 Years | Current Member Count ** | YTD Members Added | YTD Members Dropped | YTD Net Growth% *** | Member Count 1 Year Ago | Dropped Members Avg.Length of Service | Months Since Membership Update | Current Officers Reported **** | Current President Repeated Term | VP Reported ***** | Last Date Reported Service (mm/yyyy) | Account Balance | YTD Donations |
| 120720 | Exc Award (06/30/2016, 06/30/2017, 06/30/2018, 06/30/2020, 06/30/2021, 06/30/2022, 06/30/2024) Porto Uniao Cidade Amiga | 11/19/2013 | Active | 0 | 1 | 12 | -100.00% | 11 | 9 | 1 | N | None | | 08/2025 | | |
| 40242 | Exc Award (06/30/2016, 06/30/2017, 06/30/2022, 06/30/2023) QUILOMBO | 07/14/1981 | Active | 24 | 4 | 3 | 4.35% | 23 | 1 | 5 | Y | 2 | R | 01/2026 | | \$506.00 |
| 139953 | Exc Award (06/30/2017, 06/30/2019) Rio das Antas | 10/14/2019 | Active | 36 | 0 | 3 | -7.69% | 36 | 1 | 1 | Y | | | 10/2025 | | \$323.38 |
| 146208 | Exc Award (06/30/2022, 06/30/2023) Romelândia | 05/21/2021 | Active | 33 | 0 | 3 | -8.33% | 36 | 3 | 5 | Y | | N | 01/2026 | | \$372.52 |
| 88855 | Exc Award (06/30/2023) SALTO VELOSO | 06/30/2005 | Active | 28 | 0 | 0 | 0.00% | 24 | | 9 | Y | | N | 01/2026 | | \$178.81 |
| 16909 | Exc Award (06/30/2017, 06/30/2022, 06/30/2023) SANTA CECILIA | 09/22/1966 | Active | 26 | 0 | 2 | -7.14% | 27 | 2 | 2 | Y | | N | 12/2025 | | \$404.38 |
| 154795 | Exc Award (06/30/2022, 06/30/2024) Santa Helena Cidade das Flores | 06/23/2023 | Active | 21 | 0 | 0 | 0.00% | 21 | | 5 | Y | | IP | 08/2025 | | \$127.62 |
| 55027 | Exc Award (06/30/2024) SAO CARLOS ROTA | 11/04/1993 | Active | 68 | 3 | 3 | 0.00% | 60 | 5 | 5 | Y | | N | 10/2025 | | \$2,829.51 |
| 96874 | Exc Award (06/30/2016, 06/30/2017, 06/30/2018, 06/30/2020, 06/30/2023, 06/30/2024) SAO JOSE DO CEDRO RENASCER | 04/07/2006 | Active | 68 | 6 | 4 | 3.03% | 63 | 3 | 0 | Y | | N | 01/2026 | | \$329.39 |
| 40239 | Exc Award (06/30/2017, 06/30/2018, 06/30/2021, 06/30/2022, 06/30/2023) SÃO LOURENÇO DO OESTE CIDADE JARDIM | 07/01/1981 | Active | 41 | 0 | 2 | -4.65% | 42 | 8 | 6 | Y | | N | 01/2026 | | \$958.15 |
| 125888 | Exc Award (06/30/2017, 06/30/2020, 06/30/2022, 06/30/2023) SÃO MIGUEL DO OESTE LIONESSES | 11/16/2015 | Active | 58 | 1 | 1 | 0.00% | 57 | 8 | 4 | Y | | N | 01/2026 | | \$1,088.48 |
| 88519 | Exc Award (06/30/2017, 06/30/2018, 06/30/2019, 06/30/2020, 06/30/2021, 06/30/2022, 06/30/2023) SAO MIGUEL DO OESTE UNIVERSIDADE | 06/02/2005 | Active | 50 | 0 | 16 | -24.24% | 71 | 7 | 1 | Y | | N | 01/2026 | | \$894.05 |
| | Exc Award (06/30/2017, 06/30/2018, 06/30/2019, 06/30/2022, 06/30/2023) | | | | | | | | | | | | | | | |



Club Health Assessment for District LD 8 through January 2026

| | | | Status | Membership | | | | | | Reports | | | | Finance | LCIF | |
|-------------|--|--------------|-------------------------------------|-------------------------|-------------------|---------------------|---------------------|-------------------------|---------------------------------------|--------------------------------|--------------------------------|---------------------------------|-------------------|--------------------------------------|-----------------|---------------|
| Club Number | Club Name | Charter Date | Times in Status Quo in Past 2 Years | Current Member Count ** | YTD Members Added | YTD Members Dropped | YTD Net Growth% *** | Member Count 1 Year Ago | Dropped Members Avg.Length of Service | Months Since Membership Update | Current Officers Reported **** | Current President Repeated Term | VP Reported ***** | Last Date Reported Service (mm/yyyy) | Account Balance | YTD Donations |
| 17566 | SAO MIGUEL D'OESTE | 06/26/1962 | Active | 31 | 1 | 4 | -8.82% | 36 | 2 | 1 | Y | | N | 08/2025 | | \$617.18 |
| | Exc Award (06/30/2017, 06/30/2018, 06/30/2019, 06/30/2022, 06/30/2024) | | | | | | | | | | | | | | | |
| 125163 | Saudades | 06/19/2015 | Active | 29 | 3 | 1 | 7.41% | 27 | 2 | 2 | Y | | N | 01/2026 | | \$482.01 |
| | Exc Award (06/30/2017, 06/30/2019, 06/30/2023) | | | | | | | | | | | | | | | |
| 17567 | SEARA | 06/01/1961 | Active | 47 | 0 | 4 | -7.84% | 48 | 2 | 0 | Y | | N | 01/2026 | 90+ Days | \$306.19 |
| | Exc Award (06/30/2016, 06/30/2017, 06/30/2022, 06/30/2023, 06/30/2024) | | | | | | | | | | | | | | | |
| 106008 | TANGARA | 06/24/2009 | Active | 14 | 1 | 4 | -17.65% | 11 | 5 | 4 | Y | 3 | | 12/2025 | | |
| | Exc Award (06/30/2023) | | | | | | | | | | | | | | | |
| 146341 | Treze Tilias | 05/26/2021 | Active | 19 | 0 | 0 | 0.00% | 17 | | 7 | Y | | N | 01/2026 | | \$45.85 |
| | Exc Award (06/30/2023) | | | | | | | | | | | | | | | |
| 125889 | TUNÁPOLIS | 10/28/2015 | Active | 37 | 12 | 4 | 27.59% | 30 | 4 | 0 | Y | | N | 01/2026 | 90+ Days | \$638.08 |
| | Exc Award (06/30/2017, 06/30/2021, 06/30/2022, 06/30/2023, 06/30/2024) | | | | | | | | | | | | | | | |
| 105858 | VIDEIRA AMIGOS DO SERVIR | 06/23/2009 | Active | 21 | 1 | 1 | 0.00% | 19 | 8 | 2 | Y | | N | 12/2025 | | \$74.50 |
| | Exc Award (06/30/2021) | | | | | | | | | | | | | | | |
| 16916 | VIDEIRA CENTRO | 12/14/1955 | Active | 42 | 0 | 3 | -6.67% | 52 | 4 | 5 | Y | | N | 01/2026 | | \$1,218.75 |
| | Exc Award (06/30/2016, 06/30/2019, 06/30/2020, 06/30/2023, 06/30/2024) | | | | | | | | | | | | | | | |
| 38066 | VIDEIRA PERDIZES | 02/11/1980 | Active | 54 | 0 | 7 | -11.48% | 55 | 7 | 2 | Y | 2 | | 01/2026 | | \$177.22 |
| | Exc Award (06/30/2016, 06/30/2017, 06/30/2019) | | | | | | | | | | | | | | | |
| 17574 | XANXERE | 02/03/1964 | Active | 91 | 0 | 2 | -2.15% | 97 | 13 | 0 | Y | | N | 01/2026 | | \$1,196.00 |
| | Exc Award (06/30/2016, 06/30/2017, 06/30/2022, 06/30/2023) | | | | | | | | | | | | | | | |
| 131250 | Xanxerê Centenário | 06/13/2017 | Active | 28 | 0 | 0 | 0.00% | 34 | | 0 | Y | | N | 01/2026 | | \$100.02 |
| | Exc Award (06/30/2019, 06/30/2020, 06/30/2021, 06/30/2022) | | | | | | | | | | | | | | | |
| 62582 | XANXERE INOVACAO | 12/21/1999 | Active | 56 | 0 | 8 | -12.50% | 66 | 11 | 3 | Y | | N | 01/2026 | | \$2,212.37 |
| | Exc Award (06/30/2016, 06/30/2017, 06/30/2018, 06/30/2019, 06/30/2021, 06/30/2022, 06/30/2023) | | | | | | | | | | | | | | | |
| 64513 | XANXERE-MULHER | 06/19/2001 | Active | 30 | 0 | 6 | -16.67% | 31 | 3 | 3 | Y | | N | 01/2026 | | \$580.57 |
| | Exc Award (06/30/2016, 06/30/2017, 06/30/2022, 06/30/2023, 06/30/2024) | | | | | | | | | | | | | | | |



Club Health Assessment for District LD 8 through January 2026

INTERNATIONAL

| Club Number | Club Name | Charter Date | Status | Membership | | | | | | Reports | | | | Finance | LCIF | |
|--|-----------|--------------|-------------------------------------|-------------------------|-------------------|---------------------|-------------------|-------------------------|---------------------------------------|--------------------------------|--------------------------------|---------------------------------|-------------------|--------------------------------------|-----------------|---------------|
| | | | Times in Status Quo in Past 2 Years | Current Member Count ** | YTD Members Added | YTD Members Dropped | YTD Net Growth*** | Member Count 1 Year Ago | Dropped Members Avg.Length of Service | Months Since Membership Update | Current Officers Reported **** | Current President Repeated Term | VP Reported ***** | Last Date Reported Service (mm/yyyy) | Account Balance | YTD Donations |
| 32895 | XAXIM | 10/28/1976 | Active | 118 | 7 | 2 | 4.42% | 102 | 5 | 3 | Y | | N | 01/2026 | | \$2,327.37 |
| Exc Award (06/30/2016, 06/30/2017, 06/30/2020, 06/30/2021, 06/30/2022, 06/30/2023, 06/30/2024) | | | | | | | | | | | | | | | | |
| 97293 | ZORTEA | 06/12/2006 | Active | 35 | 5 | 2 | 9.38% | 31 | 11 | 2 | Y | | N | 01/2026 | | \$648.83 |
| Exc Award (06/30/2017, 06/30/2023) | | | | | | | | | | | | | | | | |

Clubs Cancelled Previous Fiscal Year – Clubs Cancelled within last 12 months may be reinstated

| Club Number | Club Name | Charter Date | Current Status* | Cancellation Date |
|-------------|-----------------------------------|--------------|-----------------|-------------------|
| 17563 | PALMITOS | 04/23/1973 | Cancelled(8*) | 06/29/2025 |
| 151132 | Porto União Nova Geração Serviços | 06/08/2022 | Cancelled(8*) | 06/29/2025 |

| Current Total Clubs Count | YTD New Clubs Count | YTD Cancelled Clubs Count | YTD Net Club Gain | Current Total Members Count | YTD Add | YTD Drop | YTD Net Growth | YTD Net Growth % | Member Count 12 Months Ago | Average Member Count Per Club | % of Clubs with less than 20 members | % No Officer Report in 12 Months | % of Clubs with balance 90+ days | Number of Clubs in Status Quo | % Status Quo Clubs in Financial Suspension | Number of Cancelled Clubs | Average Cancelled Club Age | Members Lost Due to Cancellation | % of Clubs Cancelled for Non-Financial Reasons |
|---------------------------|---------------------|---------------------------|-------------------|-----------------------------|---------|----------|----------------|------------------|----------------------------|-------------------------------|--------------------------------------|----------------------------------|----------------------------------|-------------------------------|--|---------------------------|----------------------------|----------------------------------|--|
| 87 | 1 | 0 | 1 | 3,181 | 172 | 218 | -46 | -1.43% | 2,995 | 37 | 18% | 0% | 8% | 0 | 0% | 0 | 0 | 0 | 0% |

* - P - Priority Club. Cancellation Reasons: 1-Objectives/conduct, 2-Non-active club, 5-Non-existing club, 6-Disbanding, 7-Merger, 8-Financial Suspension, 9-District/Multiple District Dues.

** Red denotes below 15 active members.

*** Red denotes 20% + loss.

**** Y - all 3 (President, Secretary, Treasurer) club officers reported, N - not all 3 reported.

***** Abbreviation: N-New, IP-Immediate Past, R-Repeat.



Club Health Assessment for District LD 9 through January 2026

| | | | Status | Membership | | | | | | Reports | | | | Finance | LCIF | |
|--|----------------------------|--------------|-------------------------------------|-------------------------|-------------------|---------------------|---------------------|-------------------------|---------------------------------------|--------------------------------|--------------------------------|---------------------------------|-------------------|--------------------------------------|-----------------|---------------|
| Club Number | Club Name | Charter Date | Times in Status Quo in Past 2 Years | Current Member Count ** | YTD Members Added | YTD Members Dropped | YTD Net Growth% *** | Member Count 1 Year Ago | Dropped Members Avg.Length of Service | Months Since Membership Update | Current Officers Reported **** | Current President Repeated Term | VP Reported ***** | Last Date Reported Service (mm/yyyy) | Account Balance | YTD Donations |
| Clubs less than two years old | | | | | | | | | | | | | | | | |
| 191091 | Nova Veneza | 11/20/2025 | Newly Chartered | 53 | 56 | 3 | 100.00% | 0 | 0 | 0 | Y | | N | | | |
| Clubs more than two years old | | | | | | | | | | | | | | | | |
| 17538 | ARARANGUA | 05/28/1960 | Active(1) | 42 | 0 | 0 | 0.00% | 42 | | 4 | Y | | N | 01/2026 | | |
| Exc Award (06/30/2023, 06/30/2024) | | | | | | | | | | | | | | | | |
| 100410 | ARARANGUA AGUAS VERDES | 10/22/2007 | Active | 19 | 0 | 0 | 0.00% | 20 | | 5 | Y | | R | 01/2026 | | |
| Exc Award (06/30/2018, 06/30/2020, 06/30/2023, 06/30/2024) | | | | | | | | | | | | | | | | |
| 17537 | ARARANGUA SUL | 01/07/1974 | Active | 23 | 0 | 0 | 0.00% | 23 | | 1 | Y | 2 | R | 01/2026 | | \$10.00 |
| Exc Award (06/30/2018, 06/30/2019) | | | | | | | | | | | | | | | | |
| 59291 | BALNEARIO RINCÃO | 03/26/1997 | Active(2) | 9 | 0 | 0 | 0.00% | 0 | | 7 | Y | 2 | | 12/2023 | | |
| 17539 | BOM RETIRO | 05/23/1969 | Active | 32 | 2 | 0 | 6.67% | 30 | | 2 | Y | | N | 10/2025 | | |
| Exc Award (06/30/2019, 06/30/2023) | | | | | | | | | | | | | | | | |
| 17540 | BRACO DO NORTE | 04/24/1967 | Active | 32 | 5 | 1 | 14.29% | 29 | 18 | 4 | Y | | N | 12/2025 | 90+ Days | \$1,078.40 |
| Exc Award (06/30/2016, 06/30/2018, 06/30/2022) | | | | | | | | | | | | | | | | |
| 107271 | CAPIVARI DE BAIXO | 01/18/2010 | Active | 20 | 0 | 0 | 0.00% | 20 | | 7 | Y | | N | 04/2023 | 90+ Days | |
| 47869 | COCAL DO SUL SC | 11/25/1987 | Active | 48 | 1 | 2 | -2.04% | 47 | 6 | 1 | Y | | N | 01/2026 | | |
| Exc Award (06/30/2019, 06/30/2023, 06/30/2024) | | | | | | | | | | | | | | | | |
| 17545 | CRICIUMA | 10/31/1959 | Active | 23 | 0 | 0 | 0.00% | 28 | | 7 | Y | | N | 11/2025 | | \$1,070.05 |
| Exc Award (06/30/2018, 06/30/2019, 06/30/2023, 06/30/2024) | | | | | | | | | | | | | | | | |
| 32954 | CRICIUMA CAPITAL DO CARVAO | 11/18/1976 | Active | 25 | 40 | 43 | -10.71% | 30 | 11 | 1 | Y | | N | 11/2025 | | \$10.00 |
| 16891 | FLORIANOPOLIS | 08/08/1953 | Active | 26 | 0 | 2 | -7.14% | 30 | 2 | 4 | Y | | R | 11/2025 | | \$20.00 |
| 35583 | FLORIANOPOLIS CONTINENTE | 05/30/1978 | Active | 22 | 0 | 0 | 0.00% | 22 | | 4 | Y | | N | 01/2026 | | |
| Exc Award (06/30/2021, 06/30/2023, 06/30/2024) | | | | | | | | | | | | | | | | |
| 82438 | FLORIANOPOLIS INGLESSES | 05/24/2004 | Active | 39 | 11 | 4 | 21.88% | 28 | 11 | 1 | Y | | N | 01/2026 | | |
| Exc Award (06/30/2018, 06/30/2023) | | | | | | | | | | | | | | | | |
| 16892 | FLORIANOPOLIS NORTE | 12/08/1966 | Active | 26 | 0 | 1 | -3.70% | 27 | 1 | 4 | Y | | N | 12/2025 | | |



Club Health Assessment for District LD 9 through January 2026

| | | | Status | Membership | | | | | | Reports | | | | Finance | LCIF | |
|--|----------------------------------|--------------|-------------------------------------|-------------------------|-------------------|---------------------|-------------------|-------------------------|---------------------------------------|--------------------------------|--------------------------------|---------------------------------|-------------------|--------------------------------------|-----------------|---------------|
| Club Number | Club Name | Charter Date | Times in Status Quo in Past 2 Years | Current Member Count ** | YTD Members Added | YTD Members Dropped | YTD Net Growth*** | Member Count 1 Year Ago | Dropped Members Avg.Length of Service | Months Since Membership Update | Current Officers Reported **** | Current President Repeated Term | VP Reported ***** | Last Date Reported Service (mm/yyyy) | Account Balance | YTD Donations |
| Exc Award (06/30/2023) | | | | | | | | | | | | | | | | |
| 58984 | FLORIANOPOLIS-BELA FIGUEIRA | 12/31/1996 | Active | 23 | 2 | 0 | 9.52% | 21 | | 2 | Y | | N | 12/2025 | 90+ Days | \$2,000.00 |
| 34964 | GRÃO-PARÁ | 01/05/1978 | Active | 12 | 1 | 4 | -20.00% | 13 | 11 | 4 | Y | | N | 12/2025 | | |
| 17551 | ICARA | 05/01/1967 | Active | 31 | 4 | 3 | 3.33% | 34 | 22 | 1 | Y | | R | 10/2025 | | |
| Exc Award (06/30/2018, 06/30/2020, 06/30/2022) | | | | | | | | | | | | | | | | |
| 42663 | JAGUARUNA | 05/11/1983 | Active | 34 | 2 | 1 | 3.03% | 31 | 43 | 2 | Y | | N | 09/2025 | | |
| 34107 | LAGES COPACABANA | 06/17/1977 | Active | 64 | 6 | 0 | 10.34% | 58 | | 2 | Y | 2 | N | 12/2025 | | |
| Exc Award (06/30/2018, 06/30/2019) | | | | | | | | | | | | | | | | |
| 17558 | LAGES CORREIA PINTO | 04/13/1971 | Active | 8 | 1 | 1 | 0.00% | 8 | 12 | 2 | Y | | | 12/2023 | | |
| Exc Award (06/30/2023) | | | | | | | | | | | | | | | | |
| 17556 | LAGUNA | 12/01/1966 | Active | 58 | 0 | 4 | -6.45% | 52 | 9 | 2 | Y | 2 | N | 10/2025 | | |
| Exc Award (06/30/2023) | | | | | | | | | | | | | | | | |
| 117276 | LAURO MULLER | 06/21/2012 | Active(3) | 4 | 0 | 1 | -20.00% | 5 | 1 | 6 | N | None | | 03/2023 | | |
| 34200 | MELEIRO | 06/26/1977 | Active | 23 | 3 | 0 | 15.00% | 24 | | 2 | Y | | | 11/2025 | | \$14.00 |
| 133186 | Morro da Fumaca Novos Horizontes | 11/30/2017 | Active | 5 | 0 | 0 | 0.00% | 12 | | 5 | Y | | N | 06/2023 | | |
| 17561 | ORLEANS | 06/03/1961 | Active | 37 | 7 | 1 | 19.35% | 28 | 14 | 1 | Y | | R | 12/2025 | | \$10.60 |
| 108214 | ORLEANS PRINCESAS DO CONDE | 04/27/2010 | Active | 30 | 0 | 1 | -3.23% | 30 | 4 | 3 | Y | 3 | N | 10/2025 | | |
| Exc Award (06/30/2020, 06/30/2023) | | | | | | | | | | | | | | | | |
| 102254 | PALHOCA | 06/04/2008 | Active | 25 | 4 | 4 | 0.00% | 27 | 7 | 0 | Y | 2 | N | 09/2025 | | |
| Exc Award (06/30/2016, 06/30/2017, 06/30/2020) | | | | | | | | | | | | | | | | |
| 106786 | PASSO DE TORRES | 10/27/2009 | Active | 13 | 0 | 0 | 0.00% | 13 | | 4 | Y | | IP | 12/2025 | | |
| Exc Award (06/30/2018) | | | | | | | | | | | | | | | | |
| 17565 | SAO JOAQUIM | 08/04/1963 | Active | 37 | 2 | 0 | 5.71% | 41 | | 2 | Y | | N | 10/2025 | | |
| 36060 | SAO JOAQUIM PLANALTO | 09/12/1978 | Active | 23 | 5 | 1 | 21.05% | 19 | 3 | 2 | Y | | N | 12/2025 | | |
| 59755 | SAO JOSE | 06/20/1997 | Active | 23 | 2 | 1 | 4.55% | 22 | 5 | 1 | Y | | N | 12/2025 | | |
| 105415 | SAO JOSE BARREIROS | 05/11/2009 | Active | 21 | 2 | 0 | 10.53% | 17 | | 2 | Y | | | 11/2025 | | |
| Exc Award (06/30/2023) | | | | | | | | | | | | | | | | |
| 77750 | SAO JOSE PRAIANO | 10/30/2003 | Active(2) | 15 | 9 | 0 | 150.00% | 6 | | 1 | Y | 6 | | 11/2025 | 90+ Days | |
| Exc Award (06/30/2018) | | | | | | | | | | | | | | | | |



Club Health Assessment for District LD 9 through January 2026

| | | | Status | Membership | | | | | | Reports | | | | Finance | LCIF | |
|-------------|--|--------------|-------------------------------------|-------------------------|-------------------|---------------------|---------------------|-------------------------|---------------------------------------|--------------------------------|--------------------------------|---------------------------------|-------------------|--------------------------------------|-----------------|---------------|
| Club Number | Club Name | Charter Date | Times in Status Quo in Past 2 Years | Current Member Count ** | YTD Members Added | YTD Members Dropped | YTD Net Growth% *** | Member Count 1 Year Ago | Dropped Members Avg.Length of Service | Months Since Membership Update | Current Officers Reported **** | Current President Repeated Term | VP Reported ***** | Last Date Reported Service (mm/yyyy) | Account Balance | YTD Donations |
| 36984 | SAO LUDGERO | 04/26/1979 | Active | 53 | 0 | 3 | -5.36% | 43 | 9 | 4 | Y | | N | 12/2025 | | |
| | Exc Award (06/30/2016, 06/30/2018, 06/30/2019, 06/30/2020, 06/30/2022) | | | | | | | | | | | | | | | |
| 17568 | SIDEROPOLIS | 08/03/1963 | Active | 20 | 0 | 1 | -4.76% | 23 | 2 | 4 | Y | | N | 12/2025 | | |
| 17569 | SOMBRI0 | 08/05/1967 | Active | 12 | 0 | 0 | 0.00% | 13 | | 7 | N | 3 | R | 08/2025 | | |
| 50176 | TREZE DE MAIO | 02/09/1990 | Active | 22 | 0 | 0 | 0.00% | 27 | | 11 | Y | | R | 10/2025 | | |
| | Exc Award (06/30/2018, 06/30/2019, 06/30/2021) | | | | | | | | | | | | | | | |
| 17572 | TUBARAO | 08/01/1959 | Active | 14 | 0 | 2 | -12.50% | 17 | 3 | 4 | Y | 2 | R | 09/2025 | | |
| 33225 | TUBARAO CIDADE AZUL | 01/18/1977 | Active | 20 | 1 | 3 | -9.09% | 25 | 25 | 2 | Y | 2 | R | 12/2025 | | |
| 17571 | TUBARAO SUL | 06/07/1969 | Active | 36 | 2 | 0 | 5.88% | 34 | | 3 | Y | 2 | R | 01/2026 | | |
| 17570 | TURVO | 06/11/1964 | Active | 52 | 0 | 1 | -1.89% | 58 | 1 | 1 | Y | | N | 11/2025 | | |
| 17573 | URUSSANGA | 06/01/1962 | Active | 32 | 1 | 3 | -5.88% | 37 | 20 | 0 | Y | 2 | N | 01/2026 | | |
| | Exc Award (06/30/2018) | | | | | | | | | | | | | | | |
| 32494 | VALE DO BRACO DO NORTE | 06/28/1976 | Active | 46 | 4 | 0 | 9.52% | 47 | | 2 | Y | | N | 12/2025 | | \$1,050.03 |
| | Exc Award (06/30/2024) | | | | | | | | | | | | | | | |

Clubs Cancelled Previous Fiscal Year – Clubs Cancelled within last 12 months may be reinstated

| Club Number | Club Name | Charter Date | Current Status* | Cancellation Date | | | | | | | | | | | | | | | |
|---------------------------|------------------------|---------------------------|-------------------|-----------------------------|---------|----------|----------------|------------------|----------------------------|-------------------------------|--------------------------------------|----------------------------------|----------------------------------|-------------------------------|--|---------------------------|----------------------------|----------------------------------|--|
| 17549 | FLORIANOPOLIS ESTREITO | 07/30/1966 | Cancelled(8*) | 08/29/2024 | | | | | | | | | | | | | | | |
| Current Total Clubs Count | YTD New Clubs Count | YTD Cancelled Clubs Count | YTD Net Club Gain | Current Total Members Count | YTD Add | YTD Drop | YTD Net Growth | YTD Net Growth % | Member Count 12 Months Ago | Average Member Count Per Club | % of Clubs with less than 20 members | % No Officer Report in 12 Months | % of Clubs with balance 90+ days | Number of Clubs in Status Quo | % Status Quo Clubs in Financial Suspension | Number of Cancelled Clubs | Average Cancelled Club Age | Members Lost Due to Cancellation | % of Clubs Cancelled for Non-Financial Reasons |
| 44 | 1 | 0 | 1 | 1,232 | 173 | 91 | 82 | 7.13% | 1,161 | 28 | 23% | 2% | 9% | 0 | 0% | 0 | 0 | 0 | 0% |

* - P - Priority Club. Cancellation Reasons: 1-Objectives/conduct, 2-Non-active club, 5-Non-existing club, 6-Disbanding, 7-Merger, 8-Financial Suspension, 9-District/Multiple District Dues.

** Red denotes below 15 active members.

*** Red denotes 20% + loss.

**** Y - all 3 (President, Secretary, Treasurer) club officers reported, N - not all 3 reported.

***** Abbreviation: N-New, IP-Immediate Past, R-Repeat.